

CACTUS COURIER

Newsletter of the Palomar Cactus and Succulent Society
The North San Diego County Cactus and Succulent Society

Volume 63, Number 8

August 2017

NEXT MEETING

Picnic & Auction

Saturday, August 26th

San Diego Botanic (Quail) Gardens
230 Quail Gardens Dr.
Encinitas, 92024

11:00am - 3:00pm

No Brag, Exchange or Benefit Drawing Tables

IN THIS ISSUE

Picnic Information	p. 1
Refreshment List	p. 2
Auction Information	p. 3
Notices	p. 4
Education Page	p. 5
Book Review	p. 5
July Brag Plant Winners	p. 6
News from the Safari Park Gardens	p. 7
Member Garden Brag Photos	p. 8 - 9
Misc. Club Information	p. 10


Click here to visit our webpage:

www.palomarcactus.org

We're on Facebook!

REFRESHMENTS

See list on p. 2



ANNUAL AUGUST PICNIC & AUCTION

Our Picnic and Auction will be held at the beautiful San Diego Botanic (Quail) Gardens in Encinitas. It is on the coast and will certainly be cooler than inland!

It will be in the Ecke Building/Patio on the opposite side of the main parking lot, where we have our October Show & Sale.

Entrance is free for this event, so come early or stay late and take some time to explore the gardens and artwork. Hours are 9am - 5pm.

Follow the signs Brita will put up, or ask at the kiosk.

Contact Annie Morgan with auction questions at info@palomarcactus.org.

Contact Brita at EventCoordinator@PalomarCactus.org

with food or any other questions.

Bringing a guest? YOU MUST CONTACT BRITA IN ADVANCE!

The schedule is as follows:

Setup/Social Hour - 11:00 am

Lunch - 12:00 pm

Auction - 1:00 pm



Cleanup - 2:00 pm



2017 AUGUST 26TH ~ PICNIC LUNCH GOODIES

PLEASE HAVE YOUR FOOD ITEMS THERE BY 11:30am, APPETIZERS BY 11:00am!

NAME	DISH – Appetizers, Salads, Main, Sides, Desserts, Drinks, etc.
1 – Tammy Harmon	- Chips & Salsa
2 – John Tashjian	- Walnuts & Dates
3 – Nancy Walker	- Deviled Eggs
4 – Ruta Caldwell	- Humus & Chips
5 – Nancy Dunn	- Eggplant Dip w/veggies
6 – May Fong Ho	- Potato Chips
7 – Phyllis Flechsig	- Fruit Salad
8 – Anna Devine	- Spinach Rice Salad
9 – Polly Martin	- Broccoli Salad
10 – Mary Nelson	- Quinoa/Kale/Tomato Salad
11 – Evelyn Voth	- Salad
12 – Barbara Raab	- Salad
13 – Robert Kopfstein	- Corn Pudding
14 – Julie Slater	- Baked Beans
15 – Marcy Singer	- Ham
16 – Jean O’Daniel	- Meat Sandwiches
17 – Peter Walkowiak	- BBQ Chicken Drumsticks
18 – Kevin Smith	- Spicy Chicken Wings
19 – Patti Nelson	- Pasta or Lasagna
20 – Annie Morgan	- Pecan Pie
21 – Victor Zonana	- Sponge Cake
22 – Linda Schmalfeldt	- Fruit Pies (2)
23 – Audrey Lorden	- Brownies or ?
24 – Wanda Mallen	- Lemon Cake
25 – Florence Maize	- Lemonade
26 – Lorie Johansen	- Seltzer Water
27 – Jim Anderson	- Lemonade Ice Tea
28 – Susan LaFreniere	- Bottled Water



MAKE SURE TO PUT YOUR NAME ON YOUR DISHES AND UTENSILS!

Bringing a guest? YOU MUST CONTACT BRITA at EventCoordinator@PalomarCactus.org

IN ADVANCE OR THERE WILL BE A COST.

AUCTION INFORMATION

As you know, each year we hold an auction to raise money to donate to the SD Botanic (Quail) Garden and this year once again it will be a bit different in the hopes that we will have more people bring in plant or miscellaneous garden related items.

An auction is a great way to add to your collection - you bring a plant to be auctioned (donating part or all of the proceeds to the garden), then you bid and take home a nice plant for yourself.

Following are the specifics:

- You may donate 100% to the garden, or do a 70/30% split w/70% to you and 30% to the garden.
- We love to have those beautiful show-type plants in nicer pots: they are an excellent way to enhance one's collection.
- OR, you may bring some desirable quality plants that may be in a clean plastic pot or a simpler ceramic pot.
- They MUST be clean, bug free, manicured, and in clean pots with debris removed, etc.
- They should be labeled, and something like you might buy at a nice nursery and be willing to spend say \$15+.
- Think of these as a VERY NICE Raffle Table plants, maybe something unusual.
- Or perhaps you make beautiful dish gardens and would like to create and donate one. They should be of a quality to be given as a gift.
- Lastly, perhaps you have some garden art, funky or traditional, a nice pot, or other garden items you no longer need but that someone else might treasure.
- Bidding will start at \$10 - \$15 and up.

The following have signed up to bring the plants listed:

- Peter Walkowiak - 6 - 8 plants
- Jim Anderson - 1 Selenicereus anthonyanus, 5 Aloe arborescens, 2 Euphorbia mamillaris, 3 Crassula ovata gollum, 3 plumeria
- Annie Morgan - Opuntia Joseph's Coat, plant stand
- Lorie Johansen - 2 Agave titanotas, 1 brown tipped Euphorbia, an incredible Sansevieria!, 5 - 5 gal. Tulbaghia violacea (society garlic), and a beautiful electroformed succulent rosette necklace
- Don Nelson - 2 plants
- Teri Shusterman - Garden Art Flower
- Mitch Bahr - 3' Euphorbia milli
- Phyllis Flechsig - surprise!
- Wanda Mallen - surprise!
- **YOU! YOU! and YOU!**

The more plants, the more fun the auction will be!

The photos only show a small number of what we know are coming in.

We sure hope you will surprise us by bringing additional plants!



Donated by Jim Anderson - a very large Selenicereus anthonyanus (5 gal.), 3 plumerias (5 gal.), 5 Aloe arborescens, 3 Crassula ovata gollum, and 2 Euphorbia mamillaris.



From Lorie Johansen - 1 gorgeous electroformed necklace, 5 very full 5 gal. society garlic plants, 2 beautiful Agave titanotas, an unusual brown tipped Euphorbia, and a very large (50+ lb.) specimen Sansevieria!



Above: from Mitch Bahr, a 4' Euphorbia milli. Notice the delicate flowers on this one.

Right - from Annie Morgan, a plant stand with room for six small pots.

~ Notices ~

Huge thanks to Robert Kopfstein for a fantastic, detailed presentation on Bromeliads in the Succulent Garden! Everyone loved having so much time for the questions and answers. The below photo does not reflect the crowd, we had 71 members in attendance in July!



Picnic

As you can see we have plenty of people bringing food. While we do not want to run short we do not want you to go home with half of what you brought, so please bring for 6 – 8, not 10 – 15.

Auction

We had nine people sign up to bring in 31 plants, etc., which is 16 short of the number we had last year, including misc. garden related items. We know that many of you who did not sign up will be bringing in something to sell and we look forward to seeing your plants. This will allow us to continue having exciting auctions like last year!

T-Shirts

The new agave design t-shirts will be ready for Annie to pick up from the printer early next week. They will be available for those who purchased them at the picnic and at future meetings, but if you would like to get yours early please contact Annie Morgan to arrange a time to pick yours up at her home in Carlsbad.

October Fall Show & Sale

Our annual Show & Sale are just around the corner on October 28th & 29th. The behind-the-scenes planning and preparation have already started, but the most important thing we need for a successful show are your plants!


That means it is time for you to start thinking about which of your favorites you want to enter, and then start getting them ready. Do your pruning and transplanting now so the plants have a chance to settle in and put on some new growth. Make sure to top dress your plants early as it really helps them settle in, and in the show it really enhances the beauty of each plant. You must have owned your plants six months or longer to show them.

For those who have not entered our October Show before – what is holding you back? It is easy, and so much fun. We see so many show worthy plants on the monthly Brag Table, so do not let another year go by without taking the plunge – you will be glad you did! Next month's newsletter will include all the details. If you are apprehensive about showing, call Brita or Annie and we fill you in about how we got started, the excitement of your first show, and the joy of winning a ribbon. WE LOVE WHEN PEOPLE ENTER FOR THE FIRST TIME AND WE WILL LEAD YOU THROUGH THE PROCESS TO MAKE IT A STRESS-FREE AND FUN EXPERIENCE!

THANK YOU. THANK YOU. THANK YOU!

In July all Brag Table plants were on the table and ready to be judged by 11:45am. We truly appreciate your efforts in making sure yours were on time!

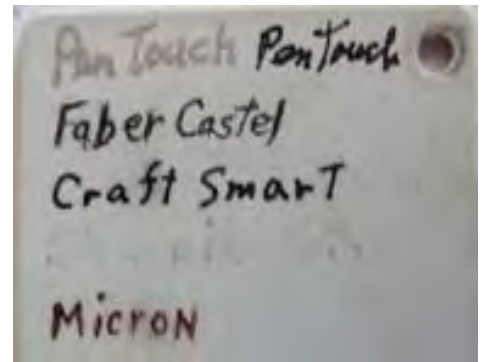
Education Page – NEW!




Hoyas - Many of these beautiful plants are blooming now so here's a tip about what not to do to their bloom stem. Hoya's bloom yearly at the same locations, in addition to slowly adding new bloom stems. In the left photo, you can see a very short brown section at the base of this newer bloom stalk. In the middle photo, there is a long 1½" long bumpy section at the base of the bloom cluster. In the last photo is a 2" long bloom stalk with no flowers. That stem on this 22+ year old plant is approximately 20 years old. The plant has 50+ older bloom stems so it blooms prolifically each year. So, if you are doing any pruning don't cut those off if avoidable.

Which Permanent Markers Work?

Have you struggled with fading name tags? Luckily, so has Ron Chisum and here are his tips: "I am tired of name tags on plants fading away. Here is a tag with five different markers applied and left out in the direct sun. Pen Touch and Craft Smart are paint pens that are usually sold in art supply stores. Pen Touch is in silver and black paints. Faber Castle and Micron are also sold as archival crafting pens. The Faber Castle pen I used had an ultra-fine point, thus the scratchy appearance. Sharpie EX is the new "fade resistant permanent ink". Do not buy it unless you want to use it to mark clothing or Popsicle sticks. It faded off a nonabsorbent surface in under two weeks. I will continue the experiment into the future and report back if there are more changes." Thanks Ron!



* * * * *



BOOK REVIEW By Kathie Hoxie *The Genus Echeveria* ~ by John Pilbeam, 2008

A hefty tome with over 300 pages, this is an excellent and comprehensive overview of this exquisite genus. Especially valuable are the photographs taken in nature; you'll learn their native conditions, which are generally far shadier than one might expect.

Well informed lovers of Echeveria will handle metric measurements, scientific terminology, and appreciate references to other experts. Newbies to Echeveria (and cacti and succulents in general) will welcome such identification clues as shapes for various parts of these plants, maps where they are found in the world, and listings - including species, collection numbers, and the glossary. The text also tells how each plant reacts to "cultivation", i.e., how it might do in your yard or in a container.

Everyone will love the 30 plus photographs of Echeverias in California gardens, a pretty painting from the 1800s; numerous "flatbed scans" (showing parts of a particular plant), plus many color photos including their flowers.

Four chapters were most meaningful to me, a novice, who thought I had some Echeverias in my garden.

- "Species in Habitat" where several experts confirmed that finding and identifying Echeverias in the wild is a challenge because these plants love remote mountain places, yet 40 new classifications have been identified in recent decades.
- "Distribution of Species" where the author, John Pilbeam, described why he believes many more species may be discovered in Mexico and South America in the future.
- "Commentary on Species" with more than 250 pages of Echeveria, alphabetically arranged with beautiful color photos of the plant and its flowers. Each entry discusses the merits of what experts know, reports on where the plant was found, and the probability of growing the plant (which may or may not flower) in the ground or in a container.
- "Herbaria" told of 38 locations worldwide where Echeveria are either grown or displayed in dried form. Four locations are in Southern California, including the San Diego Museum of Natural History.

The Brits put this book together: publisher, British Cactus & Succulent Society, Essex UK

Brag Plant Winners

Novice Cactus

- 1st Chet Reed
2nd David Buffington
3rd Heather Chan

Haageocereus versicolor **#1**
Ferocactus hamatacanthus **#2**
Echinocereus pectinatus **#3**

Intermediate Cactus

- 1st Mike Nelson
2nd Jim Anderson
3rd Jim Anderson

Melocactus **#4**
Rhipsalis teres **#5**
Epiphyllum guatemalense
monstroze

Advanced Cactus

- 1st Ron Chisum
2nd Lorie Johansen

Denmoza rhodacantha **#6**
Ferocactus acanthodes **#7**

Novice Succulents

- 1st Neila Rybicki
2nd Patti Nelson
3rd Patti Nelson

Monadenium stapelioides **#8**
Adenium multiflorum **#9**
Haworthia cymbiformis
variegata

Intermediate Succulent

- 1st Mike Nelson
2nd Mike Nelson
3rd Jeannie Zonana
3rd Jim Anderson

Bursera fagaroides **#10**
Operculicarya decaryi
Ibervillea lindheimeri **#11**
Cissus quadrangularis

Advanced Succulent

- 1st Robert Kopfstein
2nd John Barkley
2nd Robert Kopfstein
3rd Lorie Johansen
3rd John Barkley

Cyphostemma uter **#12**
Bombax **#13**
Eulophia petersii
Euphorbia flanaganii
Monadenium rubellum

Novice Plant of the Month

- 1st Nell McChesney
2nd David Buffington
3rd Tammy Harmon

Deuterocohnias
Dyckia
Aechmea recurvata **#14**

Intermediate Plant of the Month

- 1st Jeannie Zonana
2nd Victor Zonana

Cryptanthus bivittatus
Dyckia Brittlestar hybrid **#15**

Advanced Plant of the Month

- 1st Ron Chisum Dyckia marnier-lopostollei **#16**



#1



#2



#3




#5




#4



#7




#6



#12



#9




#14



#13




#8



#15



#11



#16



#10

News from the Safari Park Gardens - By Janet Morgan

Here is an update regarding upcoming activities and future plans for the San Diego Zoo Safari Park Old World Garden (OWG). There are now 13 active OWG volunteers (6 from SDCSS, 2 from PCSS and 5 from the Park), so more time and energy can be spent on improvements.

We would like to focus the OWG on aloes, and collect and show as many aloe species as possible in the garden and potentially in the new greenhouse. As of today, we have ~130 aloe species in the garden. There are an estimated 600 species of aloes, which is a manageable but still very diverse genus as a collection. They can be 2" small or 40' tall. We have a lot of aloe experts within the SDCSS and PCSS clubs. Together, we have a chance to build the most comprehensive aloe collection in the US. We will continue to work with Kelly Griffin to get access to aloe species with data. We will also continue to collect and plant aloe hybrids in our "Hybrid Corner" of the OWG.

Other ideas for the OWG include creating an area with plants endemic to the Madagascar area and working with Jeff Moore on an "Undersea Garden."

We are looking forward to moving into a new greenhouse in September. Initially the greenhouse will be used to propagate and nurture plants. In the future, we hope to use the greenhouse to house the more delicate aloes and to allow visitors entrance to the greenhouse. A shade house will be built near the greenhouse, likely in 2018, and will be used to house our collection of large cacti, as well as propagate some African trees and bushes.

Finally, accession of our collection is 80% complete thanks to the work of several volunteers, including William Kadonaga, who has proved invaluable due to his knowledge of our mapping and data collection system. We hope to get the garden accredited in the next two years.

Requests:

- We would like to obtain a large amount of chunky, light-colored, decomposed granite for use around our plants in the OWG. This material would look better and appear more natural than the wood chip mulch we currently receive from the Safari Park. Donations are gladly accepted! As always, if you have plants or materials to donate please contact May Fong Ho at: info@palomarcactus.org.



Left: A large old *Pachypodium lamerei*.

Above: *Crassula perfoliata* v. *coccinea* 'propeller plant'

The above photos were taken at the Old World Garden and are used by permission of the San Diego Zoo Safari Park.

MEMBERS' BRAG GARDEN OR PLANT PHOTOS Share a section of your garden, a plant that bloomed in-between meetings, or one that is too large or heavy to bring to the Brag Table. Published photo receives 3 Brag Points; those who email in photos receive 1 point. Email photos with plant names to Annie at info@palomarcactus.org. **PLEASE PUT GARDEN BRAG PHOTO IN THE SUBJECT LINE.**



In Lorie Johansen's yard: top - Aloe distans,
bottom - Kalenchoe baharensis 'Fang', grown in hot sun with little water.



Victor & Jeannie Zonana's Beaucarnea recurvata
with a beautiful bloom stalk.



Above: A dragonfly feasting on the last few flowers of a *Gasteria* bloom in Annie Morgan's garden.



Right: Peter Tashjian pruning a large, old *Furcraea*.



Above: Steve & Neila Rybicki's *Notocactus magnificus*, certainly aptly named.



Right: Annie Morgan's *Ferocactus wislizenii*, top, bottom: *Lophophora williamsii*



Palomar Cactus & Succulent Society

The North San Diego County C & S Club!

Membership Application

Membership: Please ✓ a category

New Member ___ OR Renewal ___

___ Annual Dues w/color email newsletter \$20

___ Additional Household Members + \$ 5

___ Engraved PCSS Name Badge + \$ 6

Total _____

PLEASE PRINT! We must be able to read it!

Name(s) _____

Address _____

City/State _____ Zip _____

Phone # _____

Email _____

MEMBERSHIP DIRECTORY Please . / which, if any, we may include:

___ Phone # ___ Email ___ City ___ OR ___ None

Bring form & check or cash to a meeting, or mail it in.

Make checks payable to PCSS

Credit cards accepted at meetings.

Palomar Cactus & Succulent Society or PCSS

P.O. Box 840, Escondido, CA 92033

Palomar Cactus & Succulent Society

BOARD OF DIRECTORS

Peter Walkowiak – President

Brita Miller – Vice-President, Show Chair, Event Coordinator

eventcoordinator@palomarcactus.org

Leon LaFreniere – Treasurer, Membership

Annie Morgan – Secretary, Program Chair, Publicity,

Website, Newsletter Editor (paid position)

info@palomarcactus.org

Francis Granger – Board Member, Member/Guest Ambassador

Mike Nelson – Board Member, Brag Table Points

Jim Anderson – Board Member, Website

• • • • •

OTHER VOLUNTEERS

Vicki Martin – Co-Librarian

Bruce Barry & Sandy Wetzel-Smith – Refreshments

Dennis Miller – Plant Sales & Benefit Drawing

Brian Magone – Exchange Table

Lorie Johansen – Guest/New Member Ambassador

Chet Reed – Brag Plant Photographer

Nell McChesney – Name Tag Drawing Plants

May Fong Ho – Website

2017 So. California Event Calendar

Sept. 2nd

Huntington Botanical Gardens Succulent Symposium – Info – 626-405-3504

Sept 17th

Long Beach Cactus Club – Annual Plant Auction, 12 - 5pm, Rancho Los Alamitos, 6400 Bixby Hill Road, Long Beach, Info - 562-631-5876

Oct 7 - 8th

Bakersfield Cactus & SS Show & Sale, Sat. 10 – 5, Sun. 11 – 3, St. Paul's Church, 2216 17th St., Bakersfield, 93304, Free admission & Parking, Info – 661-831-8488

Oct 28 - 29th – PCSS – OUR OWN SHOW & SALE! Sat., 9 - 5, Sun., 10 – 3, San Diego Botanic (Quail) Gardens, 230 Quail Gardens Road, Encinitas 92024,

Info – EventCoordinator@PalomarCactus.org



2017 PCSS MEETING SCHEDULE ~ Speaker & Topic

~ Plant of the Month

August 26th - - - - - PICNIC & AUCTION @ San Diego Botanic (Quail) Gardens in Encinitas

~ Plant Auction

September 23rd - - - - - Keith Kitoi Taylor – Staging - A New Perspective

~ Caudiciforms

October 28 - 29 - - - - - ANNUAL SHOW & SALE

~ YOUR SHOW PLANTS!

November 18th – 3rd Saturday – Woody Minnich – The Secrets of Growing Quality Cacti and other Succulents

~ Your Favorite Plant

December 16th – 3rd Saturday – HOLIDAY PARTY!!!

~ GIFT PLANTS FOR YOU!