

# CACTUS COURIER

*Newsletter of the Palomar Cactus and Succulent Society*

*The North San Diego County Cactus and Succulent Society*

Volume 64, Number 1

January 2018

## NEXT MEETING

Sat., January 28<sup>th</sup>

Park Ave. Community Center  
210 Park Ave., Escondido

Brag plants, Exchange Table, Benefit Drawing

11:00am - 3:00pm

## Membership Renewal Time

**It's that time of year again!  
Renewals will be accepted until  
the end of March, after which  
you will be removed from the  
membership and newsletter  
lists. Cash, checks, & credit  
cards are accepted at meetings.**

## IN THIS ISSUE

Speaker Information	p. 1-2
Notices	p. 3
Holiday Party Photos	p. 4
Education Page	p. 5
Garden Brag Photos	p. 6-7
News from the Safari Park Gardens	p. 8
So. California Event Calendar	p. 9
Club Misc. Information	p. 10

## REFRESHMENTS

- 1 – Jean O'Daniel
- 2 – Heather Chan
- 3 – Winston Chan
- 4 – Charlene Barad
- 5 – Christine Hays
- 6 – Nancy Dunn ..... and YOU!

Click here to visit our webpage

[www.palomarcactus.org](http://www.palomarcactus.org)

**We're on Facebook!**

## This Month's Presentation:

### Soft Succulents


By: Jeff Moore

Jeff's book talk will covers the major players in the nebulous category of 'soft succulents', which include aeoniums, echeverias, dudleyas, crassulas, sedums, senecios, kalanchoes, and a few more obscure soft, non-spiny groups. These plants all have a certain soft and colorful 'feel' about them, and many are used in the dish garden/ plant combination movement, which will be discussed as well, but we will be looking more at the plants themselves than all the fun things you can do with them.

The soft succulents in my book are for the most part not that rare (there are exceptions of course), and are generally easy to grow in our climate. You might consider most of these plants as the pretty and colorful 'girlie foo -foo' succulents, which they mostly are, but beauty can't be denied. They are popular for a reason.

Not included are succulents that can be seen as 'soft', (non-spiny), but are more in the collector realm as stand-alone container specimens, such as adeniums, fockeas, dorstenias, and many other 'plant show' plants.

*Jeff will be bringing copies of  
his new book to sell, and in  
addition will be selling plants.  
Come early for the best Selection!*






Jeff Moore has owned and operated Solana Succulents in Solana Beach for 25 years - a succulent nursery with both rare and more common succulent plants for sale. He does a small amount of succulent landscaping and consulting as well.

Jeff has been writing books and giving presentations in support of them for the past 3 years. His first book was *Under the Spell of Succulents*, which offers an overview of the hobby of playing with succulents. It was followed by *Aloes and Agaves in Cultivation*, which really drills down on those two groups and their relatives. His third and newest book is called *Soft Succulents*.

Jeff has been married to Lori, his wife of 30 years, and they have two young adult sons - one working in technology in the Bay Area, and the other is a sophomore at Cal Poly.

Neither is particularly interested in plants (yet). Jeff still self-identifies as a surfer, but is having trouble with the standing up part in his old age.



## ~ NOTICES ~

### BOARD OF DIRECTORS ELECTIONS

At our December meeting we held our yearly elections. We have worked on getting terms organized so that multiple officers and Members-at-Large don't term out at the same time, and with this election we now have that worked out. Results were:

Peter Walkowiak – President – 1 year term

Brita Miller – Vice President – 2 year term

Annie Morgan – Secretary – 1 year term

Jim Anderson – Member at Large – 2 year term

- Our two other Members-at-Large, Francis Granger and Mike Nelson each have one year left on their term.
- **The Treasurer position is OPEN and needs to be filled ASAP. Contact Brita if you are interested and would like more info.**

### MEMBERSHIP RENEWAL

Now is the time to renew your club membership for 2018. There is a form you can print and mail in on the back page, or forms are available at meetings. Starting last year, we now ask that ALL RENEWALS BE submitted BY THE END OF MARCH, as that cuts down greatly on the amount of work our Membership Chair, Richard Miller has to do working on the spreadsheet and newsletter email list. **So, if you have not renewed by the end of March your information will be removed from the rooster and newsletter lists.** If you renew at a meeting you may use CASH, CHECKS, or a CREDIT CARD.

### MEMBERSHIP DIRECTORY

We will once again be printing up a Member Directory that will be available at the April meeting, once all membership renewals have been received. If you signed up to be in the Directory last year we will continue to include you, unless you let Annie know otherwise. If you'd weren't included last year and would like to be added, please indicate on the Membership Form which information you'd like to have included. If you have already renewed your membership without filling in that section, just fill in a new form, cross off the section about payment, and just fill in your name and what information you'd like included in the Directory. Please contact Annie if you have any questions.

### MEETING EFFICIENCY

Our meetings have been running overtime and we have been going over our rental hours. So, starting in January we will follow our schedule more closely and we will work harder on providing notice that we are about to start. We are hoping members will then be seated quickly. If people are still up talking when we start, we ask that you stop talking so that everyone can hear.

**T-SHIRTS** - We still have five t-shirts for sale with the 2017 agave design, all men's large, but of course they fit women too. Colors are 3 in Sapphire, 1 in Hunger Green, and one in Forest Green. Shirts are \$16 plus tax.

**YEARLY CALENDAR** - **ALWAYS ON THE LAST PAGE OF THE NEWSLETTER** - FYI – our meeting schedule for the year is always on the back page at the bottom of each newsletter issue. Also, always on the back page is a box listing the next few months So. California events, and this is updated monthly.

**NEW** – **BRAG POINT TOTALS TO BE LISTED IN NEWSLETTER** - Many clubs list a running total of member's Brag Plant Point in their newsletters each month. Our Board has decided to do this, hoping to develop some competition and increase the number of plants brought in each month. However, we will be listing them only three times a year, in April (after our Spring Festival Show), in July, and in December.



# Holiday Party Fun Photos!



Left: A gift to Eleanore Hewitt to thank her for cooking the delicious turkey thighs and gravy each December. We found out she has been doing this for an UNBELIEVABLE 30 YEARS! Thank you again Eleanore!



Above: Peter presenting Board Members with thank you gifts for all their hard work! Leon did your plant meet the smell test?



Left: Brita receiving a gift from the Board, presented by Annie, for all her work in coordinating and running our very successful October Show & Sale! Congratulations on another record-breaking year!



Above: Some of E/elyn Voth's oh-so-cute reindeer decorations, and Lorie sharing a photo of her just cooked delicious Cajon spiced turkey breasts that she provided for our party



Left: some of the over 150 Bagg, Volunteer, and Member Gift Plants that were handed out at the party!

If you weren't there you missed out!



## Plant of the Month ~ Dudleya

**Dudleya** is a genus of succulent consisting of approximately 45 species which grow in western North America – California, Baja California, with a few in Oregon and Arizona. Surprisingly, many plants in the Dudleya genus were formerly classified as Echeverias. Their fleshy leaves occur in rosettes, ranging from green to gray, and the numerous species offer a dizzying array of leaf shapes, sizes, habits, and flower colors for the garden. The flowers are on vertical or inclined stems up to 3' tall, but usually shorter. One of the common names for *Dudleya* is "liveforever," which speaks to the ability of this genus to thrive on neglect, although they do not look their best during their summer dormancy. Some species reputedly live as long as 50-100 years, others a "mere" twenty.

Dudleya species are widespread in their range, typically found in rock outcroppings, cliff faces, or road cuts, where their leaves help them store water in a setting too dry for most plants. When planting, Dudleya should be placed at an angle to allow accumulated water to drain from the nest like center of the plant, thus preventing rot. Dudleyas grow in sun or part shade.

Garden forms of dudleyas come in two distinct types: branching and unbranching. Both are ideal for succulent and rock gardens. Branching species develop multiple rosettes that form low, tufted colonies, while unbranched species produce a solitary rosette. The colony types make good groundcover in the front of a border, and rosettes types make excellent container specimens and focal points in beds. If you will be showing your plants, don't touch the leaves as it will mar the white powdery coating they have, and additionally, the branching rosette species will develop dead leaves each year, and you need to decide whether to leave them or remove them, just be consistent once you choose which.

In most of their native habitats Dudleyas receive no water in summer, therefore, it is important to give them limited water in the garden. But plants which are grown in sandy soils or containers are exceptions, and will benefit from infrequent summer watering as long as the soil is well draining. When the rainy seasons comes they reawaken from their drought-induced dormancy. Their shriveled leaves plump up quickly, growth resumes, and flowering occurs during the next spring or summer.

- Click on the first link to read an excellent article about Dudleyas which includes more cultural details, pests, and information on the few species that are reliably available to purchase.
- Click on the second link for Dave's Garden article: *Dudleyas: California's Native Succulent Gems*:  
<http://www.pacifichorticulture.org/articles/dudleys-for-the-garden/>  
<http://davesgarden.com/guides/articles/view/2318>



**Dudleya brittonii**  
Giant Chalk  
Dudleya  
  
Native to Baja  
California



**Dudleya candida**  
Chalk Rose  
  
Native to  
Coronado Island  
and the coast of  
California



**Dudleya  
pulverulenta,**  
Chalk Dudleya,  
Chalk Lettuce  
  
Native to San Luis  
Obispo south to  
Baja California



**Dudleya  
caespitosa,**  
Coast Dudleya  
  
Native to along  
the coastline  
from San  
Francisco to  
Los Angeles

## **NOVICE, INTERMEDIATE, ADVANCED?**

## **HOW DO I KNOW WHEN TO MOVE UP?**

We all start as Novices entering plants on the Brag Table and in an official show. But when is it time to move up? There are some basic rules, sometimes you just know, and occasionally the Board will suggest it's time.

The rules for official shows for moving from Novice to Intermediate. When you have won ten blue ribbons it's time to move up to intermediate. Technically that should include all official shows you enter. We have many members that belong to PCSS and San Diego C&SS and may show in both. Clubs do not necessarily keep track of how many ribbons you have won, (not enough volunteers), so it is up to you to keep a record. In the beginning, as a novice, it is easy as most of us keep those treasured ribbons and we know just how many we have won, thus, the first jump is usually an easy decision.



But what about moving from Intermediate to Advanced? Are the rules as hard and fast? Well, yes and no. For some, after 10 wins as the intermediate level it is clear that your plants are advanced. People who fit in this group likely have been collecting longer than they have been showing, and have more mature and difficult species to grow. For these members, if the move is not made voluntarily it will be suggested by the Board that based on official rules it is time to make the jump.

For others, it may take several or many years. This can depend on multiple factors, such as from the type of plants you choose to collect – easy to grow and keep nice looking vs. those with more challenging requirements and knowledge overall. Plus, the amount and level of care you give them will also make a difference. To a judge, a beautiful, but ordinary and easy to grow plant is not going to win a first place as an advanced entry. Whereas a simple looking cactus may be difficult to grow successfully and while it may be ordinary looking may earn a first-place ribbon.

**NEW** – Starting this year we will be adding a fourth category called Professional at our October Show.

This category will be for those who grow professionally, possibly for those who have been showing for decades and won many awards, and for those who feel they belong at this highest level, and might sweep the awards if included with the Advanced entries, i.e. Peter Walkowiak.

Brag Table - Here you enter at the same level as in an official show. If it's the only place you enter then you will probably start as a novice, and then you'll have to decide when you're ready to move up. Do pay attention to the above rules in making your decision. You'll probably know when it's time!

You must use the same level for all plants you enter in any event anywhere.

Whatever level you show at, look at it as an honor when it is time to move up. Hopefully, you are ready and want the challenge of competing with those who are also in your own skill set. It is scary at first as the competition is a bit tougher, but if you are ready that means you're doing a great job in growing and caring for your plants.

Additionally, starting this year we will be announcing in the newsletter when someone moves up a level so others can congratulate you and you can feel the pride of your achievement!





# Member's Garden Brag Photos

Share a section of your garden, a plant that bloomed in between meetings, or one that is planted, or too large or heavy to bring to the Brag Table. Email them to Annie at: [info@palomarcactus.org](mailto:info@palomarcactus.org). or text them to her at [REDACTED]. Please do include the plant names as others are interested!

We're starting a new year so here are a few suggestions for taking your best photos. I know it's long, but please do read them if you plan to take photos and send them in for publication. Contact Annie w/ questions.

- Make sure the sun is out, and is shining on the side of your plant from which you are taking the photo.
- Photos taken in the shade rarely work well for publication, so try taking them at a different time of day, or on a different day if needed.
- Sometimes you can't get a decent shot because of where the sun is in the sky, and that changes from morning to late afternoon, If that's the case, will the plant still look good at another time of day. Try several times of day and see which looks best.
- Where the sun is in the sky will also change with the seasons. You may have a plant that when the sun moves south for winter is never in bright sun. If not, try your best to find a spot from which to shoot it that will show the beauty that you see. Or perhaps you'll have to wait until the sun moves north. Unfortunately, sometimes that isn't possible as the plant only looks it's best during one season.
- Look at what's behind your plant. Will it detract from the plant being the star of the photo? Is there a fence with things behind it that will distract? Will your plant even show up as the main item in the photo. If so, can you take it from a different angle?
- Before you snap your photo, look through the lens and see what else may be in the picture. Do you have unsightly pots, patio chairs, perhaps empty or broken pots, kid's toys, etc. And don't forget to look for weeds.
- Remember, that you might look at your photo on your computer full size and think it's beautiful. But will the detail that makes it a Garden Brag Plant show up when it's reduced in size?
- Make sure your shot is in focus, and retake it until the part you want to stand out is sharp.
- I do play with each photo, cropping, adjusting lighting, color density, etc. to bring out the best. But I can't work magic without a sophisticated photo program, which I don't have, and can't afford.
- And finally, please don't be offended if I ask you to retake your photo(s) or just can't use them. I can usually tell when I receive a photo if it will work or not, but I typically try them all on the page before I contact you to retake them. And at times, unfortunately I have to reject a photo that I'd like to share, because it just doesn't work.



Lorie Johansen's rain gauge with 4" of rain received during a 24 hour period in the early January storm! Above right, her Agave garwandensis, a sport from Wanda & Gary Mallen, thus the gar and wand. And right, her Aloe cameronii with gorgeous blooms.

John Tashjian's Aloe distans in beautiful bloom, and his Staphelia flower (from his Holiday Party Gift Plant) that bloomed with such an unusual color.





**Top: Annie Morgan's *Aloe mutabilis***

**Bottom: A section of Annie's yard showing color, texture, and 3' tall Kalenchoe flapjack blooms.**

**Above: A beautiful section of Vivian Follmer's yard.**

**Below: John Tashjian's *Aloe marlothii***





## News From the Safari Park Gardens By Janet Morgan

The volunteers have been adding new plants to the Safari Park Old World Garden (OWG) during November and December. The lack of significant rainfall so far this fall makes it more difficult to decide when to plant our new additions. However, many plant donations have been waiting to go into the ground and we decided to continue to irrigate and take advantage of the cooler weather. Speaking of irrigation, anyone with an interest or expertise in irrigation systems is welcome to provide suggestions or volunteer their time as we rework the OWG's irrigation system this winter.

A heartfelt thank you to a donor who gave us 31 cacti and 4 succulents this month. The cacti will go to the Safari Park for ground landscape and the succulents will go into the OWG.

A reminder that the OWG and the Baja Garden are closed to the public until the development of the new Australian area, located directly below the gardens, has been completed. With the addition of the new plants as well as some new rock topdressing the OWG garden will have a fresh look when it reopens.

As always, if you have plants or materials to donate, or if you would like to volunteer, please contact May Fong Ho at [REDACTED] or [REDACTED]

*The photo is of a blooming aloe dichotoma. The photo was taken at the Old World Garden and is used by permission of the San Diego Zoo Safari Park.*





# **San Diego Cactus & Succulent Society**

**Winter Show & Sale**

**Saturday, February 10th, 10 – 4pm**

**Rm 101, Casa del Prado, Balboa Park**



## **Plant and Pottery Sale**

Rare and Unusual Cactus & Succulents  
Landscape Plants for Arid Gardens  
Beautiful Handmade Pottery

**Free! Public Welcome!**

## **The Show**

Unusual and Exotic Plants on Display  
Plants from around the World  
Novice to Expert Growers



# COFFEE IN THE GARDEN PARTY

For PCSS, SDCSS, & SDHS Members

Sunday, January 21, 2018

Hosted by Rick Bjorklund, a PCSS member, Kevin, and with James Chambers of Rocksmith Nursery as a Special Vendor

We are excited to host our Garden Party again! As many of you know, we removed a swimming pool and pond over a year ago and added large raised planters. We hope you will come see how the succulents and cacti have grown since then - they love the crushed lava/compost planting mix.


The planters include a large collection of Mesembs, Haworthias, Gasterias, miniature Agaves, and other succulents on the smaller side. Most have appreciated being liberated from the pots they had been in for quite some time. For example, a *Caesalpinia cacalaco* that had been 6" for many years is now well over 6' tall. We've enjoyed being able to see the smaller succulents at a better height and have recently added three more planters, one of which is primarily composed of cacti. And, as always, January promises to be a peak aloe bloom time with newer varieties blooming each year, which we anticipate as eagerly as a child waiting for a beloved holiday to arrive.



This year, we are excited to have a special vendor who has awesome plants, many of which you will find in our gardens. James Chambers, owner of Rocksmith Nursery in Valley Center, California, has been an avid plant grower for over 25 years and has specialized in Sansevierias, Aloes, Agaves, and other rare succulents. The nursery currently has a large assortment of rare and unusual varieties of Sansevierias, with natural habitats ranging from South Africa to Ethiopia.

Unlike the usual selection of *Sansevieria trifasciata*, commonly known as the "Snake Plant" or "Mother-in-law's Tongue", the collection at Rocksmith Nursery focuses on many *Sansevieria* species that are rarely or never seen in cultivation. The *Sansevieria* plant forms range from tall, thin and green wispy leaves, to super blue and very thick and rigid flat fans. A diverse display of *Sansevierias* and other succulents will be offered for sale (cash only), and James will give talks about *Sansevierias* at approx. 11am & 1pm.

- We have extended the hours to allow for Mesembs to join the party this year, as they tend to start blooming around 1 or 2pm.
- We will have baked goods and appetizers as well as beverages available.
- Some of our propagated plants will be available for sale along with landscape sized cuttings/divisions.
- Since we have moved quite a few plants from pots, there will be a large number of pots for sale ranging from small to larger, both by artistic and amazing potters and some of a commercial nature. There is likely to be some garden-related items for sale and others that simply need to live at a new home.



- Please plan on using cash if you will be shopping.





# 2018 CSSA Affiliates Southern California Calendar of Upcoming Events

## Feb. 10<sup>th</sup>

**San Diego Cactus & Succulent Society**  
Winter Show & Sale, Balboa Park Rm 101  
Info: 619-990-2051

## March 22<sup>nd</sup> - 24<sup>th</sup>

**Orange County Cactus & Succulent Society**  
Spring Show & Sale, Thurs. 6 - 9pm, Fri., 9 - 7pm,  
Sat. 9 - 5pm, 1000 S. State College Bl.,  
Anaheim United Methodist Church,  
Info: 562-587-3357

## April 7<sup>th</sup> - 8<sup>th</sup>

**South Coast Cactus & Succulent Society Show & Sale**  
9 - 4pm both days, South Coast Botanical Gardens  
26300 Crenshaw Blvd., Palos Verdes,  
Info: [heidihusnak@gmail.com](mailto:heidihusnak@gmail.com), or <http://southcoastcss.org>

## April 29<sup>th</sup>

**Huntington Botanical Gardens Sale**  
10 - 5pm, 1151 Oxford Road, San Marino  
Info: 626-405-3504

## May 5<sup>th</sup> - 6<sup>th</sup>

**Sunset Cactus & Succulent Society Show & Sale**  
4117 Overland Ave., Culver City, Veteran's Memorial Center  
Garden Room, Info: 310-822-1783

## May 6<sup>th</sup>

**South Bay Epiphyllum Society Show & Sale**  
9 - 4pm, South Coast Botanical Gardens  
Info: 310-833-6823

## May 11<sup>th</sup> - 12<sup>th</sup>

**Gates Cactus & Succulent Society Show & Sale**  
9 - 4:30pm both days,  
Info on location call: 909-910-9195

## May 19<sup>th</sup> - 20<sup>th</sup>

**Long Beach Cactus Club Plant Show & Sale**  
10 - 4pm both days, Rancho Los Alamitos  
6400 Bixby Hill Rd., Long Beach, Info: 562-631-5876

## May 26<sup>th</sup> - 27<sup>th</sup>

**Central Coast Cactus & Succulent Society**  
Annual Show & Sale, 10 - 4pm both days,  
Ludwick Center, 864 Santa Rosa, San Luis Obispo,  
Info: 805-237-2054, [www.centralcoastcactus.org](http://www.centralcoastcactus.org)

## June 2<sup>nd</sup> - 3<sup>rd</sup>

**San Diego Cactus & Succulent Society**  
Summer Show & Sale, Balboa Park, Rm  
101, Info: 858-382-1797

## June 9<sup>th</sup> - 10<sup>th</sup>

**Los Angeles Cactus & Succulent Society**  
Plant Show & Sale, Sat., 9 - 4pm, Sun., 9 - 3pm  
Sepulveda Garden Center, 16633 Magnolia Blvd.,  
Encino, Info: [www.lacactus.com](http://www.lacactus.com)

## June 29<sup>th</sup> - Jul 1<sup>st</sup>

**CSSA Annual Show & Sale - Huntington Botanical  
Gardens, Plant Sale 29<sup>th</sup> - 1<sup>st</sup>, Show opens 30<sup>th</sup> 10 - 5pm,  
1151 Oxford Rd., San Marino, Info: 626-405-3504**

## July 19<sup>th</sup> - 21<sup>st</sup>

**Orange County Cactus & Succulent Society Summer  
Show & Sale, Thurs., 6 - 9pm, Fri., 9 - 7pm, Sat., 9 - 5pm  
1000 S. State College Blvd., Anaheim United Methodist Church  
Info: 949-212-8417**

## August 11<sup>th</sup> - 12<sup>th</sup>

**33<sup>rd</sup> Annual Intercity Show & Sale at the LA County  
Arboretum**  
9 - 5pm daily, 301 No. Baldwin Ave., Arcadia  
Info: Tom Glavich 626-798-2430, John Martinez 805-390-2139

## September 1<sup>st</sup>

**Huntington Botanical Gardens Succulent Symposium**  
All day at the Huntington, Info: 626-405-3504

## September 15<sup>th</sup>

**Long Beach Cactus Club Annual Plant Auction, 12 - 5pm**  
Rancho Los Alamitos, 6400 Bixby Hill Rd., Long Beach  
Info: 562-631-5876

## October 13<sup>th</sup> - 14<sup>th</sup>

**Bakersfield Cactus & Succulent Society Show & Sale**  
Sat., 10 - 5pm, Sun., 11 - 3pm, St. Paul's Church,  
2216 17<sup>th</sup> St., Info: 661-831-8488

## October 27<sup>th</sup> - 28<sup>th</sup>

**Palomar Cactus & Succulent Society Fall Show & Sale**  
Sat., 10 - 5pm, Sat., 10 - 3pm, San Diego Botanic Gardens  
230 Quail Gardens Rd., Encinitas,  
Info: [eventcoordinator@palomarcactus.org](mailto:eventcoordinator@palomarcactus.org)

## November 10<sup>th</sup> - 11<sup>th</sup>

**San Gabriel Cactus & Succulent Society Show & Sale**  
9 - 4pm both days, La County Arboretum, 310 No. Baldwin,  
Arcadia, Info: Manny Rivera 626-780-6957, John Matthews



## Palomar Cactus & Succulent Society

The North San Diego County C & S Club!

### Membership Application

Membership: Please ☒ a category

New Member ☐ OR Renewal ☐

Annual Dues w/color email newsletter \$20

Additional Household Members + \$ 5

Engraved PCSS Name Badge + \$ 6

Total \_\_\_\_\_

**PLEASE PRINT! We must be able to read it!**

Name(s) \_\_\_\_\_

Address \_\_\_\_\_

City/State \_\_\_\_\_ Zip \_\_\_\_\_

Phone # \_\_\_\_\_

Email \_\_\_\_\_

**MEMBERSHIP DIRECTORY** Please ☒ which, if any, we may include:

\_\_\_\_\_ Phone # \_\_\_\_\_ Email \_\_\_\_\_ City \_\_\_\_\_ OR \_\_\_\_\_ None

Bring form & check or cash to a meeting, or mail it in.

Make checks payable to PCSS

Credit cards accepted at meetings.

**Palomar Cactus & Succulent Society or PCSS**

P.O. Box 840, Escondido, CA 92033

## Palomar Cactus & Succulent Society

### BOARD OF DIRECTORS

Peter Walkowiak – President

Brita Miller – Vice-President, Show Chair, Event Coordinator

Leon LaFreniere – Treasurer

Annie Morgan – Secretary, Program Chair, Publicity, Website, Newsletter Editor (paid position)

Francis Granger – Board Member, Member/Guest Ambassador

Mike Nelson – Board Member, Brag Table Points

Jim Anderson – Board Member, Website, Publicity

• • • • •

### OTHER VOLUNTEERS

Vicki Martin – Co-Librarian

Richard Miller – Membership

Bruce Barry & Sandy Wetzel-Smith – Refreshments

Brian Magone – Exchange Table

Lorie Johansen – Guest/New Member Ambassador

Chet Reed – Brag Plant Photographer

Nell McChesney – Name Tag Drawing Plants

## 2018 PCSS MEETING SCHEDULE ~ Speaker & Topic

## ~ Plant of the Month

January 27<sup>th</sup> — Jeff Moore - Soft Succulents - Aeoniums, Echeverias, Crassulas, Sedums, Kalanchoes, etc. ~ Dudleya

February 24<sup>th</sup> — TBA

March 24<sup>th</sup> — Spring Member Festival

~ YOUR SHOW PLANTS!

April 28<sup>th</sup> — TBA

May 19<sup>th</sup> - 3<sup>rd</sup> Saturday — TBA

June 23<sup>rd</sup> — TBA

July 28<sup>th</sup> — Paul Isley - All About Growing Tillandsias

- Tillandsias

August 25<sup>th</sup> — Annual Picnic & Auction

~ YOUR PLANTS TO BE AUCTIONED!

September 22<sup>nd</sup> — TBA

October 27 - 28 — ANNUAL SHOW & SALE @ SAN DIEGO BOTANIC GARDENS IN ENCINITAS

~ YOUR SHOW PLANTS!

November 17<sup>th</sup> - 3<sup>rd</sup> Saturday — Woody Minnich

December 15<sup>th</sup> - 3<sup>rd</sup> Saturday — HOLIDAY PARTY!!!

~ GIFT PLANTS FOR YOU!

