

CACTUS COURIER

Newsletter of the Palomar Cactus and Succulent Society

The North San Diego County Cactus and Succulent Society

Volume 64, Number 3

March 2018

NEXT MEETING

Saturday, March 24th

Park Ave. Community Center
210 Park Ave., Escondido

NO Brag plants, Exchange Table or Benefit Drawing

11:00am – 3:00pm

If you are showing or selling plants,
you must arrive earlier!

See times on pg. 2.

REFRESHMENTS

- | | |
|---------------------------|--------------------|
| 1. Heather & Winston Chan | 12. Ginny March |
| 2. Moni Waiblinger | 13. Kevin Smith |
| 3. Vivian Follmer | 14. Gloria Medina |
| 4. Dawn Pleasant | 15. Phil Baum |
| 5. Francis Granger | 16. Sherman Blench |
| 6. Christine Hays | 17. Candy Garner |
| 7. Nell McChesney | 18. Lyn Mardesich |
| 8. Patti Nelson | 19. Nancy Dunn |
| 9. Libbi Salvo | 20. Jean O'Daniel |
| 10. Don Nelson | 21. YOU! |
| 11. Linda Schmalfeldt | |

Since this event has more break time to sit
down and eat a relaxing lunch, we need more
people than usual to bring in food.
Think lunch for this meeting vs. snacks.

In This Issue

- | | |
|-------------------------------------|----------|
| Spring Festival Information | p. 1-2 |
| Notices | p. 3 |
| Spring Festival Show Category Info | p. 4-5 |
| When Do I Move up a Level? | P. 6 |
| Brag Table Winners | p. 7 |
| Education Page – It's back! | p. 8 |
| Field Trip & Garden Tour Recap | p. 9 |
| Coffee in the Garden | p. 10 |
| Garden Brag Photos | p. 11-12 |
| News from the Safari Park | p. 13 |
| Misc. Club Info, 2018 Club Calendar | p. 14 |

Webpage is under reconstruction!

www.palomarcactus.org

We're on Facebook!

Spring Member Festival

Saturday, March 24, 2018 11am to 3:00pm

- We are continuing our Member Festival to showcase the many members who are just starting out, and those who have been doing it for a while as a relaxing hobby.
- The Festival will take place in our usual meeting room. You will be able to wander freely between activities.
- The judging and workshops will run consecutively so you don't have to miss a thing.

WE WILL HAVE THE FOLLOWING:

- Member Plant Sale
- Plant Show
- Workshops
- Refreshments



Spring Member Festival - continued

PLANT SHOW

- **Novice** and **Intermediate** this Show is primarily for you, to help you gain confidence to enter our Fall Show in October. If you felt intimidated and didn't enter any plants last year, this is the time to take the plunge and show a few plants! Bring your favorite plant(s) to show just like you do for the monthly Brag Table. You may bring Brag Plants that you have recently shown, even if you won.
- **Advanced** - We definitely want to see your plants, too! They inspire and encourage the rest of us. As usual, Peter will be bringing some of his beautiful plants for a display only; he is just showing and not competing.
- Like our Brag Tables, each level will be at their own tables and will be judged like the monthly Brag Plants, except participants will receive double the points. Also, each plant earns two points, winner or not!
- **You MUST have owned your plant for six months or longer.**
- **Morning volunteers please bring in your plants at 9am. Everyone else bring in your plants between 9:30 - 10:30am.**
- **All entries MUST be labeled and entered by 10:30am. NO LATE ENTRIES WILL BE ACCEPTED!**
- **If you need help identifying your plants come early, help will be available.** Better yet email photos of your plant ahead of time to Annie at [Secretary](#) and she will try to identify them. Several photos may be helpful.
- **Show Plants – Let Brita know approximately how many plants and what types you plan to bring in, so we have enough table space set up. Also, notify Brita if you are bringing in very large ones. We don't want to have to reshuffle too many plants around at the last minute.**
- As they go around, the judges will talk about what makes a plant a good show plant and provide solid, practical information about plant presentation.
- See page 4 – 5 for the Show Plant Categories and an alphabetical list of which categories to enter your plants into.

MEMBER PLANT & GARDEN RELATED ITEMS SALE

- **Do you have some extra potted plants you would like to sell?**
We do the selling for you, just bring in clean, rooted, attractive potted plants.
- **Bring items in between 9:30am - 10:45am. They should be labeled, priced, and in place by 11am.**
- **Space is limited! You MUST CONTACT BRITA IN ADVANCE to be guaranteed space! Tables are 6' long by 30" wide. Do you need ¼, ½, or a full table?**
- You will need to have two plant sticks per plant. **One stick MUST have your name and the price of the plant** and the second stick should have the name of the plant. (Plant sticks will be available for sale, 8 for \$.40)
- Tip for pricing your plants - what would YOU pay for it?
- If you are going to donate plants for the club to sell, you must use sticks that say PCSS. We will have PCSS sticks available. You just need to add the price on the stick.
- You can also sell plants that are usually sold as cuttings, nice clean pots (not plastic) and other new or newer garden related items, including artwork. You must attach a plant stick or label with your name and price on it.

WORKSHOPS

- **"Repotting and Propagating Succulents"** - by Ron Chisum
- **"Designing Your Garden to Survive Fire"** - by Lorie Johansen
- **"Soil"** - by Peter Walkowiak

REFRESHMENTS - As always, thanks to our generous members we will have lots of delicious food throughout most of the day. There will be lots of seating too, so you can enjoy camaraderie with old and new friends. So, don't forget to bring in some goodies for everyone to enjoy.

VOLUNTEERS - We can't do it without you. Come enjoy the fun and camaraderie. If everyone helps a little, we'll have a great time. **Please let Brita know as soon as possible if you would like to Volunteer.**



~ Notices ~

THIS IS THE LAST MONTH TO RENEW YOUR MEMBERSHIP AND STAY ON OUR NEWSLETTER, ETC. LISTS. PLEASE RENEW AT THE MARCH MEETING (CASH, CHECKS, OR CREDIT CARD ACCEPTED) OR PRINT A COPY OF THE FORM (SEE BACK PAGE) AND MAIL IT IN BY THE END OF MARCH.

A NEW TREASURER - YEAH!

John Barkley has very generously stepped forward to be our new Treasurer as of March 5, 2018. John and his wife Chris have been PCSS members since 2006. John was the member who brought many, many plants to our Fall Show and Sale last October and helped make it a real success. He moved up to the Advanced level last year - congratulations. WELCOME ABOARD JOHN!!

THANK YOU LEON!!!

We want to give Leon LaFreniere a great thank you for being our Treasurer for the last three years. He got us back on track and in compliance with all the paperwork required by the State of California for a nonprofit. He also set up a detailed format for record keeping of our monthly meetings, and created forms for detailing the Spring Member Festival. He has done a fantastic job of taking care of all the details for the sale part of our Fall Show & Sale, including working with SDCSS to program the two cash registers and scanners, running the registers both Saturday and Sunday, providing itemized sales lists for each of the vendors, and everything else that needs to be done financially. As Show Chair, Brita has been so thankful for all his work, as this has been a very important area that she doesn't have to worry about. Leon also took care of membership until last month and picked up the mail at the post office. He has done so many jobs that it has had to be split up. He is planning on continuing to help with Fall Show & Sale. Thanks again, Leon!

VOLUNTEERS STILL NEEDED – YES THIS COULD BE YOU!

- Brita is in **STILL VERY MUCH IN NEED** of a volunteer **to help with misc. in the setup** at our monthly meetings. She has it all planned out but needs help in the execution. This person would need to be there by 10:15 at the latest. Please let Brita know if you can help out, or contact her with questions.
- Thank you Vicky Broughton! Vicky volunteered (from the plea in last month's newsletter) to be an event photographer! However, as explained we would like to have several people so we make sure someone is available at all events. Annie will provide tips needed to successfully do this job. Please contact her to volunteer or with questions.
- Another position we need to fill ASAP is someone to set up and take down the **AV equipment**. This is not a difficult task and only takes about 15-20 minutes before the meeting and about the same afterwards. Please contact Brita if you have questions or can help out with this important job.

MEMBERSHIP DIRECTORY

This will be the last month to get your information (when you renew your membership) to have it included in the 2018 Membership Directory.

THANK YOU JIM ANDERSON & SUSAN LAFRENIERE

Huge thank to Jim and Susan for our events on March 11th! Jim set up and coordinated a tour and wholesale plant sales at Western Cactus in Vista. Susan was involved in organizing the Spring Rancho San Pasqual Garden Tour and invited PCSS members to attend. They were both successful events and attended by many PCSS members. See p. 9 for more information and photos.

BOARD MEMBER CONTACT INFORMATION NOTICE

Each month there are misc. places in the newsletter where it says to contact Brita, Annie, etc. for questions, . . . Instead of listing our information in each place, please note that the Board's Officer's contact information is ALWAYS on the last page every month.

Palomar College Cactus & Succulent Garden Clean-up Day ~ April 21st, 9am - noon

The college has scheduled another clean-up day for the C&S garden. For those of you who are new, from 1962 - 2011 PCSS members designed, funded, and maintained the C&S garden on the grounds of Palomar College. Dick Henderson, a longtime member continued to work there almost daily until his death in 2015. It now needs our help to keep it looking it's best and they have invited us to come help with some maintenance, and to reminisce about the garden's development over the years. Park in Lot 3, right next to the garden gate.

Water and snacks will be provided. Please bring along your own gloves, garden tools (marked with your name and phone number), a hat, sunscreen and sunglasses. Contact May Fong Ho at info@palomarcactus.org.

SPRING FESTIVAL SHOW PLANT CATEGORIES

CACTUS

North American – Ariocarpus, Astrophytum, Aztekium, Coryphantha, Echinocactus, Echinocereus, Encephalocarpus, Epithelantha, Escobaria, Ferocactus, Gymnocactus, Hamatocactus, Leuchtenbergia, Mammillaria - (straight or hooked) spines, Neobessya, Neolloydia, Obregonia, Opuntia, Ortegocactus, Pediocactus, Pelecyphora, Sclerocactus, Stenocactus, Strombocactus, Thelocactus, Turbinocarpus

South American – Ancanthocalycium, Blossfeldia, Borzicactus, Buiningia, Copiapoa, Discocactus, Echinopsis, Eriosyce, Frailea, Gymnocalycium, Horridocactus, Lobivia, Melocactus, Matucana, Neochileneia, Neoporteria, Notocactus, Opuntia Oroya, Parodia, Pyrrhocactus, Rebutia, Submatucana, Sulcorebutia, Ubelmannia, Weingartia

Other Cacti – Ceroids - columnar types, Epiphytic cacti - Rhipsalis, . . ., Opuntioides, other genera

Monstrose, Crests, and Variegates – All regions

SUCCULENTS

Leaf Succulents - A & B (A = over 6", B = under 6") – Abromeitiella, Adromischus, Aeonium, Agave, Aloe, Aloinopsis, Astroloba, Conophytum, Cotyledon, Crassula, Dasylirion, Dracaena, Dudleya, Dyckia, Echeveria, Euphorbia*, Faucaria, Gasteria, Graptopetalum, Graptoveria, Haworthia, Hechtia, Kalenchoe, Lithops, Nolina, Pleiospilos, Sansevieria, Sedum, Sedeveria, Senecio, Stapelia, Tacitus, Tillandsia, Yucca, . . .

Stem Succulents - A & B (A = over 6", B = under 6") – Adenium*, Alluadia, Anacampseros*, Avonia*, Bombax, Bursera*, Caralluma, Ceraria, Commiphora*, Crassula, Cussonia*, Didieria, Dinteranthus*, Dorstenia*, Euphorbia*, Ficus*, Fouquieria*, Hoodia, Huernia, Jatropha*, Mestoklema*, Monadenium*, Othonna*, Pachycormus*, Pachypodium*, Pedilanthus, Pelargonium*, Sarcocaulon*, Titanopsis*, Tylecodon, Stapelia, . . .

Root Succulents - Adenium*, Anacampseros*, Avonia*, Beaucarnea, Bulbs, Bursera*, Calibanus, Commiphora*, Cucurbits, Cussonia*, Dinteranthus*, Dioscorea, Dorstenia*, Dracaena, Euphorbia*, Ficus*, Fockea, Fouquieria*, Ipomoea, Jatropha*, Mestoklema*, Monadenium*, Othonna*, Pachypodium*, Pelargonium*, Pachycormus*, Petopentia, Pachypodium*, Raphionacme, Sarcocaulon*, Senecio, Titanopsis*, Trichodiadema, . . .

Collections – 3 to 5 plants, same genus (I.e. Gasterias), separate pots

Monstrose, Crest and Variegates – All types

Bonsai – all succulent types

Dish Garden – Cactus and Succulents - may include decorative items

** Plants marked with an * fit into either Stem or Root Succulents – depending on their age and how you have them staged. If their caudex (fat root) is not well developed or not yet raised above the soil, they should be shown as a Stem Succulent.*

Which of Your Beautiful Plants Will You Enter in the Show?



ALPHABETICAL LIST OF PLANT NAMES & CATEGORIES

Use this List to Determine Categories for Your Show Plants

CACTUS KEY: No. American Cactus = NAC, So. American Cactus = SAC, Other Cacti = OC, Monstrose, Crest & Variegates = C-MCV

SUCCULENT KEY: Leaf = L, Stem = S, Root = R, Monstrose, Crest & Variegates = S-MCV, Bonsai = B, Dish Garden = DG

Plants marked with an * may fit into either Stem or Root Succulents – depending on their age and how you have them staged. If their caudex (fat root) is not well developed or you have not raised it above the soil yet, they should as a Stem Succulents.

Name	Category	Name	Category	Name	Category
Abromaitellia	L	Echeveria	L	Notocactus	SAC
Adenium*	S, R	Echinocactus	NAC	Nolina	L
Adromischus	L	Echinocereus	NAC	Obregonia	NAC
Aeonium	L	Echinopsis	SAC	Oroya	SAC
Agave	L	Encephalocarpus	NAC	Opuntia	NAC, SAC
Alluadia	S	Epithelantha	NAC	Opuntioides	OC
Aloe	L	Eriosyce	SAC	Ortegocactus	NAC
Aloinopsis	L	Escobaria	NAC	Othonna*	S, R
Anacampseros*	S, R	Euphorbia*	L, S, R	Pachycormus*	S, R
Ancanthocalycium	SAC	Faucaria	L	Pachyphytum*	S, R
Ariocarpus	NAC	Ferocactus	NAC	Pachypodium*	S, R
Astroloba	L	Ficus*	S, R	Parodia	SAC
Astrophytum	NAC	Fockea	R	Pedilanthus	S
Avonia*	S, R	Fouquieria*	S, R	Pediocactus	NAC
Aztekium	NAC	Frailia	SAC	Pelargonium*	S, R
Beaucarnea	R	Gasteria	L	Pelecyphora	NAC
Blossfeldia	SAC	Graptopetalum	L	Petopentia	R
Bombax	S, R	Graptosedum	L	Pleiospilos	L
Bonsai - all succulent types	B	Graptoveria	L	Pyrrhocactus	SAC
Borzicactus	SAC	Gymnocactus	NAC	Raphionacme	R
Buiningia	SAC	Gymnocalycium	SAC	Rebutia	SAC
Bulbs	R	Hamatocactus	NAC	Rhipsalis	OC
Bursera*	S, R	Haworthia	L	Sansevieria	L
Calibanus	R	Hectia	L	Sarcocaulon*	S, R
Caralluma	S	Hoodia	S	Sclerocactus	NAC
Ceraria	S	Horridocactus	SAC	Sedeveria	L
Ceroids - columnar types	OC	Huernia	S	Sedum	L
Commiphora*	S, R	Ipomoea	R	Senecio	L
Conophytum	L	Jatropha*	S, R	Submatucana	SAC xxx
Copiapoa	SAC	Kalenchoe	L	Stapelia	S
Coryphantha	NAC	Leuchtenbergia	NAC	Stenocactus	NAC
Cotyledon	L	Lithops	L	Strombocactus	NAC
Crassula	L	Lobivia	SAC	Sulcorebutia	SAC xxx
Crests	MCV	Mammillaria - hooked & straight spines	NAC	Tacitus	L
Cucurbits	R	Matucana	SAC	Thelocactus	NAC
Cussonia*	S, R	Melocactus	SAC	Tillandsia,	L
Dasyliion	L	Mestoklema*	S, R	Titanopsis*	S, R
Didieria	S	Monadenium*	S, R	Trichodiadema	R
Dinteranthus*	S, R	Monstrose	MCV	Turbinocarpus	NAC
Dioscorea	R	Neobessya	NAC	Tylecodon	S
Discocactus	SAC	Neochilenea	SAC	Ubelmannia	SAC
Dorstenia*	S, R	Neolloydia	NAC	Variegates	MCV
Dracaena	L	Neoporteria	SAC	Weingartia	SAC
Dudleya	L			Yucca	L
Dyckia	L				

WHEN DO I MOVE UP A LEVEL AT THE BRAG TABLE OR AT A SHOW?

By Annie Morgan

There comes a time when you are ready to move up a category, sometimes ready or not. You probably have questions about when and how. For some it can be a scary proposition, yet it should be a celebration as we all want to advance at something we work at! This article is meant to explain the basic criteria and to help you decide when the time is right for you.

Why do we want you to move up? There are numerous reasons. First, it is only fair to others showing in the same category that you move up when it is time, so that you are not sweeping the top awards. Second, as you advance in your growing skills and your plants become better looking overall, they can no longer say these were grown by a Novice or perhaps an Intermediate. Moving up is something to be proud of as it shows that you have learned the care and patience that is necessary to regularly have nicer looking plants.

LET'S START WITH THOSE THAT ONLY SHOW AT THE BRAG TABLE.

Almost everyone starts as a Novice unless they have come from another club. If you are just showing at the Brag Table, the criteria are a bit different as you aren't winning blue ribbons like at the shows.

- So, for these members you need to pay attention to how many 1st, 2nd and 3rd places you are winning.
- If you are winning primarily 1st and 2nd then you are getting close.
- If you are winning mostly 1st and a few 2nd then it may be time.
- If you are winning all 1st then it's definitely time.

Other members do notice as their fellow members advance, and they hopefully will mention it to you as a compliment. But, they certainly share their feelings with the Board if someone continues at an inappropriate level, as it skews the competition. At that time, we have probably already noticed and will ask you to jump up a level. If you are not sure how you are doing you can keep track using the newsletter, and we do ask that you do so.

NOW FOR THOSE WHO SHOW PLANTS IN MARCH AND OCTOBER.

For official shows, there are official guidelines that you should follow. They are described below:

Novice to Intermediate –

- One should make this jump when they have won ten blue ribbons at shows in which they have participated. Most Novices keep their ribbons, so it is easy to keep track of your blue ribbon count.

Intermediate to Advanced –

- This is a harder decision. A few people are ready to move up when they have won ten blue ribbons, often because they have been collecting for much longer than they have been showing, or they may have purchased more mature plants that are definitely at the Advanced level.
- However, most people who start as a Novice will typically take much longer to move from Intermediate to Advanced, and they may need a nudge from the club to do so, with examples being they are on the Fall Show Winners' Table. If you are on the Winners' Table more than once, it's time, and you will also probably be winning lots of 1st at the Brag Table.
- This change is where the Board notices more easily, and where others complain to us that you have become too hard to compete against monthly. In addition, other Intermediate members sometimes become hesitant to show many of their plants if a true Advanced member is among their midst, and we don't want that to happen. At this point we will ask you to move up, and yes, we very much appreciate that you will likely at first be hesitant, and in reality you may not win as many ribbons initially. But it will and should happen if you have been working on improving your skills.
- And I need to add here that we now have a fourth category, "Professional", to which Peter Walkowiak and Woody Minnich have moved. At our Spring Member Festival Peter once again will have a "Display Only" table as he has done at our March Show since it started.
- If you have any questions about making a category move, please ask Brita or Annie.

Congratulations are due to **LORIE JOHANSEN** and **JOHN BARKLEY** who moved up to Advanced in the last year, and to **MIKE NELSON** who just recently moved up. They all survived the trauma as they joined our small but slowly growing group.

~ The PCSS October 2017 Winners' Table ~
This is what you are ultimately aiming for, and in 2017 several Intermediate winners are members who started out as novices only 5-8 years ago.



BRAG TABLE WINNERS

Novice Cactus

- 1st Chet Reed *Opuntia cylindrical cristata* # 1
 2nd Nancy Dunn *Neochilenia crispa* # 2

Intermediate Cactus

- 1st May Fong Ho *Notocactus leninghausii* # 3
 2nd Don Nelson *Opuntia monstrose* # 4
 3rd Annie Morgan *Oreocereus trollii*

Advanced Cactus

- 1st Mike Nelson *Ferocactus gauscenscens* var. *nudum* # 5

Novice Succulent

- 1st Kevin Smith *Aloe partridge* # 6
 2nd Kevin Smith *Gasteria lizards lips*
 3rd Vicky Martin *Aloe* # 7
 3rd Patti Nelson *Aloe Snowstorm*

Intermediate Succulent

- 1st Libbi Salvo *Euphorbia suzannae* # 8
 2nd Don Nelson *Euphorbia flanaganii*
 3rd Annie Morgan *Crassulagolum*

Advanced Succulent

- 1st Ron Chisum *Veltheimia bracteata* # 9
 2nd Mike Nelson *Euphorbia flanaganii* # 10
 3rd Lorie Johansen *Euphorbia caput-medusa* # 11
 3rd John Barkley *Pelargonium cotyledonis*

Dish Garden Novice

- 1st Sherman Blench # 12

Dish Garden Intermediate

- 1st Libbi Salvo
 1st Brita Miller

Plant of the Month Novice






- 1st Nell McChesney *Sansevieria kirkii* # 13
 2nd Nell McChesney *Sansevieria trifasciata* 'Bantel's Sensation'
 3rd Nell McChesney *Sansevieria mein liebbling*

Plant of the Month Intermediate

- 1st Brita Miller *Sansevieria* # 14
 2nd Annie Morgan *Sansevieria ballyi*
 3rd Brita Miller *Sansevieria*
 3rd Annie Morgan *Sansevieria phillipsiae* # 15

Plant of the Month Advanced

- 1st John Barkley *Sansevieria suffruticosa* # 16



Education Page by Annie Morgan

How to Drain Large Pots Using Towels ~ As a lazy waterer, I put saucers under my pots. I remove the small ones come winter, but the large ones are too heavy to deal with so I end up with full saucers and sometimes the pots fill up too and will rot if the water is not removed. Several years ago my husband suggested a simple method to get the excess water out of them using old towels. It works great and prevents my larger plants from dying. Usually I only need to put one in the saucer, but with last year's heavy rains more and faster drainage was needed. If your towel gets completely soaked you'll need to swap it out with a new dry one as it will stop wicking away the water. All the plants I've used this method with have survived, as have their pots as we didn't have to tip them over to drain.

This is an 7' Ficus in a 22" diameter pot. With last winter's abundant rains, the saucer and plant completely filled with water, so I placed a towel in both sections. Being so full it took a couple of days to completely drain. The towels may get stained, but better than losing a precious plant!



Agave Mites, eriophyid mite ~ A year ago I developed agave mites in one of my favorite agaves so thought I'd share a photo of what they look like, as at the time I had absolutely no idea what was happening. (These are NOT the same as Aloe mites, and are not the Agave weevils we have heard so much about.) It started mild as shown in the first photo, but soon spread and the plant looked terrible. Notice that the area around the effected areas is a light green, which is typical of what agaves look like as this spreads, even in green agaves. As I explored what this was, I discovered that treatment is very expensive so I just left it, foolishly hoping it would just disappear. If you're so inclined, it is treated with Forbid 4F Miticide – the chemical being Spiromesifen 45.2%, on Amazon for \$220 for 8 oz. As it covered more and more and finally destroyed the beauty of a specimen agave, I had it removed. The sooner you recognize it the better as it can spread to your other agaves. Any infested plant(s) should either be immediately removed or treated, along with all your other agaves just to be safe.



The above photo is the early stage. Note the light green around the infested areas, which is there from the start and even shows up on green agaves. The center bottom photo is a close up of what it eventually did to 40% of the inside of the leaves, and the photo to the right is a close up of the very early stages.

Mealybug Destroyer, Cryptolaemus ~ I recently found these critters, on the inside branches of my Acacia 'Cousin It' and was horrified! What were these GIANT mealybug looking critters? With a bit of research I found out they are good guys and actually eat mealy bugs. (Mine seem to be in the LAST stage of going from larva to adult. There are four larva stages.) Following is a link to the Cornell University website where I got the information for this article: <https://biocontrol.entomology.cornell.edu/predators/Cryptolaemus.php>. Their information is MUCH more extensive. This beetle was imported to the US in 1891 from Australia to control citrus mealybug populations in California. It initially devastated the citrus mealybug populations, but was unable to survive winter except in coastal areas. For those of us who don't get frost these would be welcome. Yes, they are as large as they look, 3-4 mm long, with the larvae up to 1.3 cm. Their eggs are yellow. They are said to attacks citrus and closely related mealybugs and some soft scales, so I figure they go for our regular mealy bug too as they were on a plant nearby an infested one. They are voracious feeders of mealy-bug in both the larval and adult stages - a single larva may consume up to 250 small mealybugs! Luckily they are available to purchase as a predator insect on Amazon and other sites, www.buglogical.com being another one I found. Not too expensive, and I sure wish I knew about them when I had a MAJOR infestation on a 12' specimen indoor Ficus which I lost after months of trying to treat it.



Above, photos from Annie Morgan's garden. Right photo showing all stage of the citrus mealybug, taken by Jack Kelly Clark from the University of California Statewide IPM Project.



Field Trip & Garden Tour Recap

The Field Trip to Western Cactus was a great success with about 30 members showing up, even in the rain. We had an informative tour and then got to shop in two areas of the property inside and out.



Top left – there were many pallets of 18" barrel and other cactus ready to load up ship to AZ. Top right - Ed DeLollis taking us on a tour and sharing fascinating details about how their plants are grown, shipped, etc. Bottom left - Shopping - outside in the rain, and inside in the greenhouse, behind. Right – Annie's haul, it was so hard to resist!



The Garden Tour at Rancho San Pascual

was beautiful for those who made it out in the rain, and 100+ people attended. This was put on by the HOA and the goal was to show best practices and an assortment of garden types such as water saving succulents, great hardscapes, outdoor kitchens, rose gardens, mixed Mediterranean gardens, edibles, etc.



Multiple styles of landscaping, hardscaping, etc., all using low water. Bottom left, Julie Kort working at the PCSS table providing information on succulents and our club.



Coffee in the Garden

Saturday, April 21, 2018 ~ 10am – 2pm

You are invited to visit our labor of love garden in Fallbrook. This is a two-acre garden with lots of different kinds of plants, such as cactus and succulents, palms, Australian natives, bromeliads, tropicals and more. Surprises around every corner! We will have some garden items for sale, and in addition there will be a surprise vendor selling choice and rare succulents. Please bring cash. Light refreshments will be provided

Hosts: Wanda Mallen and Gary Vincent

Note from your editor: If you have not yet made it to one of Wanda and Gary's Coffee in the Garden, you've definitely missed out! Their garden is beautifully designed and is an incredible wonderland of plants. Plus, there are over 50 custom made birdhouses built by Gary. We sure hope you can join us this time.



Garden Brag Plants

Share a section of your garden, a plant that bloomed in between meetings, or one that is too large or heavy to bring to the Brag Table. You will earn 1 brag plant for emailing or texting photo(s), and 3 points for each one printed.

Email or text photos, with plant names, to Annie at [Secretary](#). Be sure to include your name.



Above and left ~ Scenes from Marcy Singer's garden. Marcy gets up very early and works on her yard about 4 hours each day, thus the incredible detail and assortment of plants. It always looks this beautiful!



Flowering beauties from Lorie Johansen's garden. Left - Euphorbia caput medusae, above - bulbs, Albuca 'Augrabies Hills', and right - Kalanchoe pinnata.





Top left & center – David Buffington's *Mammillaria melanocentra*, 3 ½" diameter, and *Mammillaria formosa* ssp. *microthale*, 4" diameter, blooming in his front yard



Left - Oh be still my heart! Annie Morgan saw this new agave cross between *A. isthmensis* and *A. potatorum* at Rancho Soledad Nursery in Rancho Santa Fe. It is currently not for sale, they had it out front to tease customers, as they are going to put it into tissue culture. It will be available to buy in several years.



Above, also at RSN, a *Beaucarnea recurvata* in a 48" box, with blooms of two colors on one plant! According to Jeremy Spathe who works there, the explanation is that the coral flowers are going to seed so changed colors, and the white ones are not forming seeds.



2018 SPRING SALE AND SHOW

Thursday, March 22

6pm-9pm

Friday, March 23

9am-7pm

Saturday, March 24

9am-5pm

**Anaheim United Methodist Church
1000 S State College Blvd, ~Anaheim**

- Featuring many extraordinary, beautiful plants to view
- Over 20 Cactus and Succulent vendors offering thousands of rare and unusual plants
- Artisans with a variety of quality pottery, well suited for cactus and succulents
- Knowledgeable experts on hand to answer questions

MASTERCARD, VISA & DISCOVER accepted

More info at occss.org or (657) 549-0702

Non-Profit Organization 99552106



Above, Robert Kopfstein's *Xerosicyos danguyi*, a vining succulent from Madagascar, growing in full sun in his Vista garden with its rare blooms.

NEWS FROM THE SAFARI PARK GARDENS



Above - Aloe Sabaea. Right - top - Euphorbia cooperii fruits, bottom - the new greenhouse finally in place.

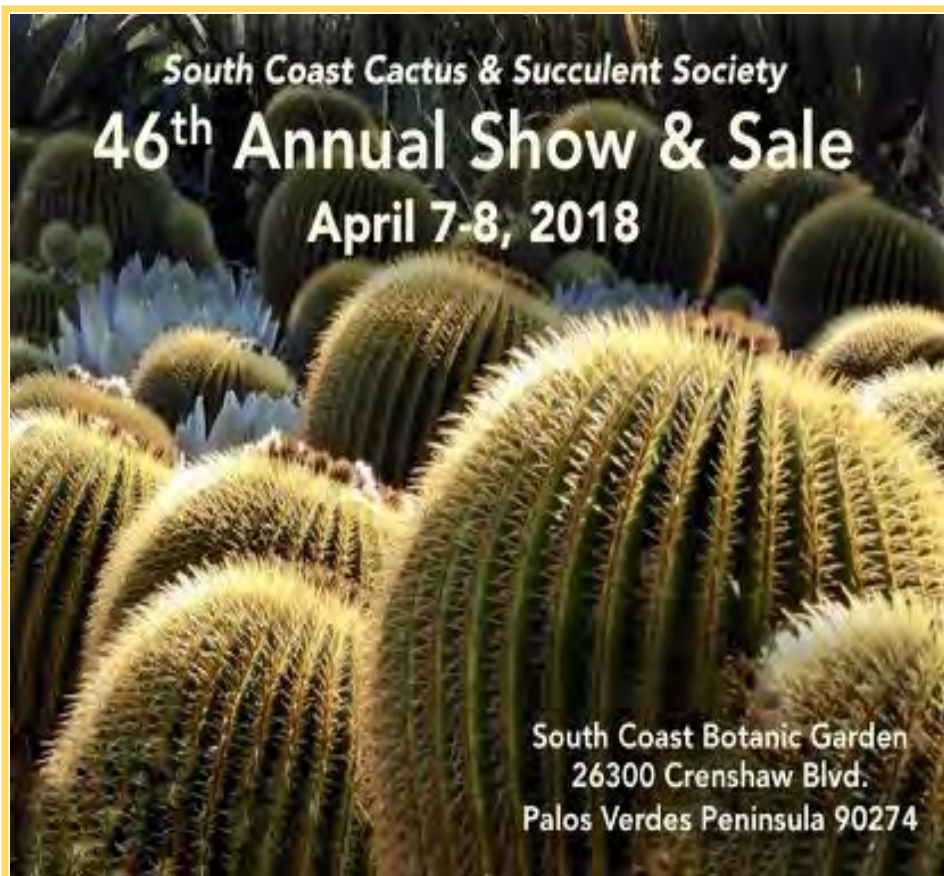
All plants have been moved from the old greenhouse into the beautiful new greenhouse which was specially built to hold Old World Garden (OWG) and Baja Garden plants. The "Under See Garden" is well underway. The volunteers have worked to spread a huge mound of special soil and add plants that have been selected for this special garden.

We'd like to thank Tina Zucker, Susan LaFreniere, Deya Wilson, Michael Nelson, Peter Walkowiak, Pam Badger, and Western Cactus for their extremely generous contributions to the new garden and would also like to acknowledge KRC Rock for giving us a 25% discount on our purchase of lava pot rocks. As always, if you have plants or materials to donate, or if you would like to volunteer at the gardens, please contact

May Fong Ho at info@palomarcactus.org.

A reminder that the OWG and the Baja Garden are closed to the public until the development of the new Walkabout Australia exhibit, located directly below the gardens, has been completed. The attached photo is of the newly filled greenhouse.

The photos were taken at the Old World Garden and are used by permission of the San Diego Zoo Safari Park.



Peter Walkowiak

~ PWPLANTS ~

OPEN HOUSE

**Saturday, March 17th
10:00 am to 3:00 pm**

**See last month's
newsletter for
the details!**

Palomar Cactus & Succulent Society

The North San Diego County C & S Club!

Membership Application

Membership: Please ☐ a category

New Member **OR** Renewal

Annual Dues //color email newsletter \$20

Additional Household Members + \$ 5

Engraved PCSS Name Badge + \$ 6

Total _____

PLEASE PRINT! We must be able to read it!

Name(s) _____ Address _____

City/State _____ Zip _____

Phone # _____

Email _____

MEMBERSHIP DIRECTORY Please ☐ which, if any, we may include:

_____ Phone # _____ Email _____ City _____ OR _____ None

Forms available at meetings, just bring a check or cash to a meeting, or print one out and mail it in.

Make checks payable to PCSS.

Credit cards accepted at meetings.

Palomar Cactus & Succulent Society or PCSS

P.O. Box 840, Escondido, CA 92033

Palomar Cactus & Succulent Society

BOARD OF DIRECTORS

Peter Walkowiak – President

Brita Miller – Vice President, Show Chair, Event Coordinator, Librarian, eventcoordinator@palomarcactus.org

John Barkley – Treasurer

Annie Morgan – Secretary, Program Chair, Print Publicity, Website, Newsletter Editor (paid position)

Francis Granger – Board Member, Member/Guest Ambassador

Mike Nelson – Board Member, Brag Table Points

Jim Anderson – Board Member, Website, Online Publicity

OTHER VOLUNTEERS

Vicki Martin – Co-Librarian

Richard Miller – Membership

Bruce Barry & Sandy Wetzel-Smith – Refreshments

Brian Magone – Exchange Table

Lorie Johansen – Guest/New Member Ambassador

Chet Reed – Brag Plant Photographer

Nell McChesney – Name Tag Drawing Plants

Cash Register at Monthly Meetings – Lorie Johansen, Robert Kopfstein, and Winston & Heather Chan

SOUTHERN CALIFORNIA EVENTS

March 22nd - 24th ~ Orange County Cactus & Succulent Society Spring Show & Sale, Thurs. 6 - 9pm, Fri., 9 - 7pm, Sat. 9 - 5pm, 1000 S. State College Bl., Anaheim United Methodist Church, Info: 562-587-3357

April 7th - 8th ~ South Coast Cactus & Succulent Society Show & Sale, 9 - 4pm both days, South Coast Botanical Gardens 26300 Crenshaw Blvd., Palos Verdes, Info: heidihusnak@gmail.com, or <http://southcoastcss.org>

April 29th ~ Huntington Botanical Gardens Sale, 10 - 5pm, 1151 Oxford Road, San Marino, Info: 626-405-3504

2018 PCSS Meeting Schedule ~ Speaker & Topic ~ Plant of the Month

March 24 th -----	Spring Member Festival	- Your Show Plants!
April 28 th -----	TBA	- Pelargoniums
May 19 th - 3 rd Sat. -----	Gunner Eisel - "Beauty in the Eye of the Beholder: Our Wonderful and Weird Hobby"	- Rebutia, Gymnocalycium, Lobivia, Echinopsis - So. Amer. globular
June 23 rd -----	Peter Walkowiak - Propagation from Beginning to End – Seed, Pollination, & Flowers	- Euphorbias – dioecious
July 28 th -----	Paul Isley - All About Growing Tillandsias	- Tillandsias
August 25 th -----	Annual Picnic & Auction	- Your Plants to be Auctioned!
September 22 nd -----	Jon Rebman - TBA	- Monadenium
October 27-28 th -----	Annual Show & Sale @ San Diego Botanic Gardens	- Your Show Plants!
November 17 th -----	Woody Minnich - The New, Rare and Seldom Seen Cactus of Mexico	- Mammillarias - straight & hooked spines
December 15 th -----	Holiday Party!!!	- Gift Plants Galore for You!