

CACTUS COURIER

Newsletter of the Palomar Cactus and Succulent Society
The North San Diego County Cactus and Succulent Society

Volume 63, Number 3

September 2017

NEXT MEETING

Sat., September 23rd

**Park Ave. Community Center
210 Park Ave., Escondido**

Brag plants, Exchange Table, Benefit Drawing

11:00am - 3:00pm

IN THIS ISSUE

Speaker Information	p. 1-2
Notices	p. 3
Plant of the Month	p. 3
Picnic & Auction Photos & Recap	p. 4 - 5
Fall / October Show & Sale	p. 6-7
Member Garden Brag Photos	p. 7-8
Book Review	p. 9
Ric Newcomer Inherited Plants Sale	p. 9
San Diego Iris Society Fall Show Info	p. 10
LA C&S Society – Show/Sale Info	p. 10
Misc. Club Info.	p. 11

REFRESHMENTS

- 1 - Ginny March
- 2 - Vivian Follmer
- 3 - Kevin Smith

YOUR NAME HERE!

Click here to visit our webpage:

www.palomarcactus.org

We're on Facebook!

This Month's Presentation:

Staging - A Different Approach

By Keith Taylor

Our speaker, Keith Taylor, began collecting C&S in 1991 and then in 2008 he started creating his own unique containers to show off his specimens. He has developed a different style of staging by combining plant, pot, rocks and top dressing to create award-winning compositions.

Keith will bring 15 – 20 plants from his collection and will talk about how to combine these elements to create eye-catching presentations.

He will also demonstrate how to stage.



Keith Taylor began collecting caudiciform succulents in 1991 which began after seeing a large *Cyphostemma juttiae* in the ground at a local botanical garden. "I was drawn to its size and grotesque shape of the trunk". The *Cyphostemma* he saw is also the first succulent he purchased and is still in his collection of more than 800 plants. Keith prefers his succulents to look like habitat specimens rather than cultivated plants. He grows them hard, meaning limited water, little to no feeding and hot sun to give them the look of collected plants.

His favorites include *Cyphostemma*, *Fockea*, *Fouquieria*, *Pachypodium*, *Pachycormus*, *Tylecodon*, *Othonna*, *Pelargonium*, *Mesemb*s and *Euphorbia*. Roughly 5% of his collection is tuberous rooted cacti, *Lophophora*, *Peniocereus*, *Turbinicarpus*, *Mammillaria*, *Leuchtenbergia* and *Ariocarpus*.

In 2008, Keith began creating pots to show off his plants. He believes the pot should compliment, not distract. The main focus should be the succulent. If the pot is too ornate, colorful, or shiny, it draws your eye toward the pot rather than the succulent. Also, proportion plays a role. The container needs to be the right width and depth to look balanced. For example, if the succulent is placed in the center of the container surrounded by colorful stones it will look artificial and awkward. Rocks and top dressing are added to complete the presentation. His pottery is sought after by C&S collectors as well as bonsai artists due to the natural look of the containers.

Keith has always had the "eye" for what looked good, whether it is in his profession as a Pedorthist (design and manufacture of footwear for medical purposes), photographer, cook or potter. He has also served as President of the Cactus and Succulent Society of Sacramento for 7 years.

Keith sells his work at C&S clubs and shows, bonsai clubs, Facebook, Instagram, and his website. He accepts custom orders and ships worldwide.


Facebook <https://www.facebook.com/groups/kitoi/>

Instagram <https://www.instagram.com/kitoi/>

Website <http://potterybykitoi.weebly.com/>

Mail: 2401 Waterman Blvd., Ste. 4a, Fairfield, CA 94534

Phone 1-707-290-0627



~ NOTICES ~

PCSS CLUB T-SHIRTS

- 1 - If you did not get to pick up your shirt at the Picnic/Auction it will be at the September meeting.
- 2 - Several people who missed the deadline have asked about ordering a shirt. The printer will have a 'Store' set up on his website, BeSeenWear.com, by September 20th. There you can easily order shirts for the same price, \$16 each, and either pick it up (he's in Valley Center, but just outside of Escondido) or he can mail it to you for \$4 (up to 4 shirts).

Plant of the Month - Caudiciforms

A Caudiciform is any plant that forms a caudex, or a fat, succulent base/trunk/root. They are a morphologic grouping of many totally unrelated plants, all having a fat stem/trunk or succulent roots, that can be raised up in cultivation. These plants are wonderful curiosities and are very popular among those plant collectors and growers that like odd or peculiar plants

Caudiciforms are also referred to as "Fat Plants", or "Fat-bottomed Plants". Those with thick, fat stems/trunks with few branches are called "Pachycauls".

Following are links to some excellent websites with more information.

<http://davesgarden.com/guides/articles/view/266#b> -

- An excellent article – "Introduction to Caudiciform Plants, Also Known as Fat Plants"

<http://www.fat-plants.com> - Ipomoea holubii

- Ignore the leaves on the left and go down below them to where the fun starts! Find the white box titled Caudiciform Category Tree. Click on any plant listed and you'll find lots of information and great photos.

<http://www.bihrmann.com/caudiciforms/>

- Here you will find photos and information on all the caudiciforms known to the website creator, over 1300 pages each on a different plant. Take some time to explore.



L to R - Keith Taylor, our speaker, all plants in his custom pots - Welwitschia, Cyphostemma juttiae – 150 lbs., (note the shallow pots on the last two), Pachypodium bispinosum

Top down - Phyllis Flechsig's Gerrardanthus macrorhizus, L - Peter's Monadenium, R middle - Peter's – Ipomoea holubii, R bottom - Peter's Sinningia leucotricha

Picnic & Auction Recap

What a fantastic time we had eating, socializing, and then bidding on all the incredible plants, etc.! Thank you to everyone who brought in food, drinks, coolers, etc., to Sandy Wetzal and Bruce Barry, and to all the other helpers who helped with setting it up and tidying up afterwards. Huge thanks go to Jim Anderson for creating a spreadsheet that handled all the information about auction donors and their plants, plus all the sales information. He also, on the spur of the moment, set up our new item information card that made the auction run so smoothly. Peter as always did an excellent job as auctioneer sharing his extensive knowledge about the plants so bidders knew what they were getting. Leon ran the cash register efficiently and was able to quickly handle payments so the line was never long. And thanks to all the other numerous volunteers who jumped right in to help with all aspects as needed. Plus, thanks go to Brita Miller for coordinating the entire event, and Annie Morgan for overseeing the auction.

For the second year in a row our auction was a rousing success. In fact this year we raised \$1028.40, compared with \$831 in 2016, thanks to the generous and beautiful plants and other garden related donations, and from and your generous bidding! Huge thanks go to the following members who donated a total of 55 plants and/or garden related items:

Gary Vincent	Jim Anderson	Peter Walkowiak	Lorie Johansen	Robert Kopfstein
Wanda Mallen	Annie Morgan	Teri Shusterman	Phyllis Flechsig	Don Nelson
Marcy Singer	Jean O'Daniel	Eleanore Hewitt	Patti Nelson	Vivian Follmer
Harold Dunn	Mitch Bahr	Lyn Renouard	and the SD Botanic Garden	

Special thanks go to Gary Vincent for hand making one of his beautiful birdhouses (right) to donate to our auction. It sold for our highest price \$120 and was purchased by May Fong Ho. See photo below of the audience clapping and May grinning in pleasure at winning this beautiful treasure.



Leon LaFreniere bidding or hiding (?), and Jim Anderson busy entering all the auction information.



May Fong Ho (in light green) amazed at her incredible bird house win, and the audience clapping at our top bid of the day!



Peter Tashjian happy his plants and plant stand all fit in his car!



Robert Kopfstein explaining about the Garden's new Dickinson Family Education Conservancy, which PCSS has donated \$2000 towards! (More on that next month.)



Above - Auction plants and other items galore! This only shows part of the goodies, there were 55 items in all! Thank you donors!
Right - Brita auctioning off a beautiful Sansevieria, and below that one of Lorie's donations - a 60 lb. Sansevieria, which she delivered to the winner's home!



Peter, our auctioneer, working to bring up those bids, and ,right, having a little fun with the audience!



PCSS members and guests enjoying the picnic goodies and having time to socialize.

FALL SHOW & SALE ~ October 28th - 29th

Saturday: 9am to 5pm Sunday: 10am to 3pm

San Diego Botanic Garden, 230 Quail Gardens Drive, Encinitas, CA 92024

SHOW CHAIR MESSAGE - By Brita Miller

Our Fall Show and Sale is just around the corner, and we expect another year of record sales, increased number of show plants entered, and attendees. For a successful event, we need you to enter your favorite plants. Now is the time to pick out the ones you would like to show, do your transplanting, pruning, and clean them as needed. Getting them ready now will allow your plants to settle in and put on some new growth.

There are three levels - Novice, Intermediate and Advanced. 1st, 2nd, and 3rd place ribbons may be awarded for each.

- Novice is for the more casual or beginning collector who has won 10 blue ribbons or less.
- Intermediate is for those beyond Novice, but not yet Advanced.
- Advanced is typically a long-term grower/collector whose plants are exceptional.



TIPS TO MAKE SHOWING YOUR PLANTS MORE SUCCESSFULLY!

- **Pot type** - Have your plant in a nice pot. If you have the option of several pots, pick the one with color and/or texture that enhances your plant so it stands out in a crowd. Plastic detracts from plants, but if it is an exceptional example of the plant and that's your only option, show it anyway.
- **Pot size** - Have your plant in the right size pot. If you have it in a pot that you are waiting for it to grow into, wait until next year to show it, or repot it just for the Show. Your plant should take up about 2/3 of the width of the pot, with more vertical plants often being an exception.
- **Plant Placement** - It is best to have the plant centered in the pot, unless it is growing towards one side. Balance is key. However, you may also offset your plant if you include accent rocks(s), or it is a bonsai.
- **Top Dressing** - Top dressing is important for two reasons: 1) It helps pull the presentation of the plant and pot together and; 2) It protects the soil from drying out.
- **Clean Plants** - Plants must be clean, so do take the time and get out your tweezers and remove any dead leaves, flowers, weeds, and other debris. It is better to bring fewer clean plants than lots that need TLC.
- **Healthy Plant** - Take care of any bug problems now. Do not enter any plant showing evidence of disease. Any plant showing evidence of either bugs or disease will be disqualified and removed.
- **Watering** - Please water plants a couple days before bringing them to the Show. The pot must be dry on the outside and bottom. There is nothing worse than water running out of the plant and getting the entry cards wet and unreadable. Your entry may be disqualified if your card is so wet we can't read it.

Novice and Intermediates - We really need YOU to bring in your CACTUS too, as those categories are often empty. It may be an easy way to win a ribbon!

➤ **There will be entry cards available at September's meeting so you can prepare them in advance.**

**As always, to have a successful event, we need a variety volunteers.
Would YOU like to help?**

**Contact Show Chair Brita Miller
at Eventcoordinator@palomarcactus.org
with any questions about the Show OR volunteering.**


ABBREVIATED PLANT SHOW RULES

Below are some of the basic rules. The complete list of rules, including labeling and categories, will be included in the October newsletter.

- All paid members of Palomar Cactus and Succulent Society may enter plants in the Show.
- You must have owned your show plants for at least six months.
- Plants must be clean, (no weeds or debris) and healthy (no insects, disease). Any plants showing evidence of either will be disqualified.
- There may only be one plant per pot, unless it will be entered as a dish garden.
- The judges make their decisions based on:
 - Condition - 80% - (condition of plant, degree of maturity, difficulty of cultivation)
 - Staging - 15% - (pot, top dressing, cleanliness, overall presentation)
 - Nomenclature - 5% - (accuracy of plant identification, spelling)



A few entries from 2016.



~ MEMBERS' BRAG GARDEN OR PLANT PHOTOS ~

Share a section of your garden, an individual planted plant, a plant that bloomed between meetings, or one that's too large or heavy to bring to the Brag Table. Published photo receives 3 Brag Points; those who sent in photos receive 1 point. Email photos with plant names to Annie at Info@palomarcactus.org.



Susan & Leon LaFreniere Tillandsias in gorgeous bloom, and two incredible cacti!




Peter Walkowiak's *Ipomoea longituba* growing in a 5-gallon pot for about 6' along his fence. The fragrant beautiful flower is 4" across and only last half a day.



Lorie Johansen's *Agave Titanota* (look at those wicked teeth (!), and *Agave Moonglow*, below.



One of many beautiful cactus, growing in Brita Miller's yard. It gets white flowers.



BOOK REVIEW

By Kathie Hoxie

Garden Aloes: Growing and Breeding Cultivars and Hybrids,
by Gideon F. Smith & Estrela Figueiredo

The two South African authors detail how to breed, cultivate, and hybridize aloes that are from South Africa. However, anyone who grows aloes in our area will enjoy these 193 pages for their color photos as well as specifics on what particular care aloes require, when they bloom, and what conditions to avoid.

Choosing aloes to grow is made easier because the authors offer 20 groups of aloes, discussed and photographed by flower color (red, yellow, orange, creamy white, red to orange, and so forth).

One aloe that attracted me was Aloe Capricorn, a large multi-spiked plant whose flowers bud in white, lengthen in red. It will tolerate moderate cold so is an excellent choice for much of our area.

Useful to me was information on new versus old aloes, why grow aloes, the glossary, and a three-and-a-half-page alphabetical index. Producers of aloe cultivars included experts known to Palomar C/S Society: Kelly Griffin, Karen Zimmerman and Brian Kimble.

For me the novice, I got more insight into terms that had previously "frightened me": hybridization and cultivar.



Read the Forward for its mention of a lovely garden of aloes in our Anza-Borrego desert. Read the Introduction to be impressed with the fact that "...the study of aloes...dates back several hundred years....but...their uses have been known for much longer...."

Publisher: Jacana Media, July 1, 2015

Ric Newcomer ~ Plant Sale ~ Sat. October 21st

Ric recently inherited a 40-year-old collection of 200+ wonderful cacti and succulents that belonged to a friend who is now deceased. The entire collection is for sale. You may remember that two years ago he and his wife sold their collections and many of you came to those sales.

The date for this sale is Oct. 21st starting at 8:00am. The collection consists of many Ariocarpus, Copiapoa, Coryphantha, Thelocactus, Bursera, Ferocactus and other misc. All are in clay pots and very well taken care of; there are collectibles, primitives etc. Everything is in the backyard and there are many large landscape cacti as well in pots.

Snacks and drinks will be provided.

Please do not contact Ric about pre-sales.

Direction from San Diego County are;

- take the 15 freeway to the 215.
- take the 215 to McCall Blvd, go left over freeway

San Diego Iris Society ~ Fall Iris Rhizome September 16th - 17th, 9am – 4pm

Location: [Casa del Prado - ROOM 101](#), Balboa Park

For more information: www.SanDiegoIrisSociety.org



Fall Cactus & Succulent Sale

Saturday September 16, 2017

- Professional growers offering a wide selection of rare and unusual cactus and succulent plants for sale
- Handmade ceramic pots, top dressing, decorative rocks & more
- Ask the Expert will answer all your growing and cultivation questions
- Hands-on potting sessions



Proceeds will enable LACSS to continue expanding and improving the public cactus garden at the Sepulveda Garden Center

Free Parking and Admission

10:00 AM – 4:00 PM

Sepulveda Garden Center
16633 West Magnolia Blvd
Encino, CA 91343
www.lacactus.com



Palomar Cactus & Succulent Society

The North San Diego County C & S Club!

Membership Application

Membership: Please ✓ a category

New Member _____ OR Renewal _____

_____ Annual Dues w/color email newsletter \$20

_____ Additional Household Members + \$ 5

_____ Engraved PCSS Name Badge + \$ 6

Total _____

PLEASE PRINT! We must be able to read it!

Name(s) _____

Address _____

City/State _____ Zip _____

Phone # _____

Email _____

MEMBERSHIP DIRECTORY Please ✓ which, if any, we may include:

_____ Phone # _____ Email _____ City OR _____ None

Bring form & check or cash to a meeting, or mail it in.
Make checks payable to PCSS
Credit cards accepted at meetings.

Palomar Cactus & Succulent Society or PCSS
P.O. Box 840, Escondido, CA 92033

Palomar Cactus & Succulent Society

BOARD OF DIRECTORS

Peter Walkowiak – President

Brita Miller – Vice-President, Show Chair, Event Coordinator
eventcoordinator@palomarcactus.org

Leon LaFreniere – Treasurer, Membership

Annie Morgan – Secretary, Program Chair, Publicity,
Website, Newsletter Editor (paid position)
info@palomarcactus.org

Francis Granger – Board Member, Member/Guest Ambassador

Mike Nelson – Board Member, Bag Table Points

Jim Anderson – Board Member, Website

• • • • •

OTHER VOLUNTEERS

Vicki Martin – Co-Librarian

Bruce Barry & Sandy Wetzel-Smith – Refreshments

Dennis Miller – Plant Sales & Benefit Drawing

Brian Magone – Exchange Table

Lorie Johansen – Guest/New Member Ambassador

Chet Reed – Brag Plant Photographer

Nell McChesney – Name Tag Drawing Plants

May Fong Ho – Website

2016 So. California Event Calendar

Sept 16th - LA C&S Society Show & Sale, 10 – 4, 16633 W. Magnolia Blvd., Encino, 91343 info – www.lacactus.com

Sept 17th - Long Beach Cactus Club – Annual Plant Auction, 12 - 5pm, Rancho Los Alamitos, 6400 Bixby Hill Road, Long Beach, Info - 562-631-5876

Oct 7th - 8th - Bakersfield C&S Society Show & Sale, Sat. 10 - 5, Sun. 11 – 3, St. Paul's Church, 2216 17th St., Bakersfield, 93304, Free admission & Parking, Info – 661-831-8488

Oct 28th - 29th - PCSS – SHOW & SALE! Sat., 9 - 5, Sun., 10 – 3, San Diego Botanic (Quail) Gardens, 230 Quail Gardens Road, Encinitas 92024 Info: eventcoordinator@palomarcactus.org

Nov 4th - 5th - San Gabriel C&S Society Show & Sale, 9 - 4 both days, LA County Arboretum, 310 No. Baldwin, Arcadia, Info - Manny Rivera 626-780-6957, John Matthews 661-714-1052



Well I sure have egg on my face! I knew it and I blew it!
My sincere apologies go to both! Annie M. 😊😊

The above smiling couple is Beth and Sam Bradsher!

2017 PCSS MEETING SCHEDULE ~ Speaker & Topic

~ Plant of the Month

September 23rd - - - - - Keith Kitoi Taylor – Staging - A New Perspective

~ Caudiciforms

October 28 - 29 - - - - - ANNUAL SHOW & SALE

~ YOUR SHOW PLANTS!

November 18th – 3rd Saturday – Woody Minnich – The Secrets of Growing Quality Cacti and other Succulents

~ Your Favorite Plant

December 16th – 3rd Saturday – HOLIDAY PARTY!!!

~ GIFT PLANTS FOR YOU!