

CACTUS COURIER

Newsletter of the Palomar Cactus and Succulent Society

The North San Diego County Cactus and Succulent Society

Volume 64, Number 10

October 2018

NEXT MEETING

Fall Show & Sale

Sat. & Sun. October 27 & 28

at San Diego Botanic Garden
230 Quail Gardens Drive
Encinitas, 92024

Directions: <http://www.sdbgarden.org/directions.htm>

In This Issue

Fall Show & Sale Intro Information	p. 1
Notices, New This Year!, One Stop Shopping	p. 2
Schedule, Vendors, People's Choice Award	p. 3
Show Plant Rules	p. 4
Showing as a Novice	p. 5
Show Plant Division & Categories List	p. 6
Show Plant List in ABC order w/Categories	p. 7
Refreshment List	p. 8
September Brag Plants	p. 9
Garden Brag Plants	p. 10-11
A New Trend in Dish Gardens	p. 12
Free Plants!	p. 12
Misc. Info, 2018 Club Calendar	p. 13

REFRESHMENTS

See p. 8

2018 Fall Show & Sale October 27 - 28

Our Fall Show and Sale is in less than two weeks. We need your plants and participation to help make it our best show ever. We are really **hoping to have members who have not shown their plants before join us this year.**

To encourage this, starting this year those who make the extra effort it takes to show will earn Brag Points - DOUBLE POINTS no less!

For those that are new to showing plants it's helpful if you can bring them in on Friday afternoon from noon to 5pm, as there will be people available to help you with all the details and plant identification. You may also bring them on Saturday from 8 - 9:45am, and although there will still be help it will be MUCH busier.

ALL PLANTS MUST HAVE ENTRY CARDS FILLED OUT AND BE IN PLACE ON THE TABLES BY 10AM. LATE PLANTS WILL NOT BE ACCEPTED!!!

When you arrive at the Garden entrance booth just tell them your name and that you are with Palomar Cactus & Succulent Society for the Show. They have a list of our members and entrance is free all-day Friday, Saturday and Sunday. On Saturday morning, drop off your plants and food, and then you **MUST** move your car back to the main parking lot.

Our WEBPAGE is up and running once again!

However, some pages are still being revamped, as noted.

www.palomarcactus.org

Email: info@palomarcactus.org
for questions or information.

We're on Facebook!

2017 Winner's Table



~ NOTICES ~

- **Thank You** to Al Kline for his excellent and very informative presentation on Succulent Bonsai in September. His nursery, Botanic Wonders is in Vista. While we work on planning a field trip there for club members, you may call him at 760-519-9987 to set up an appointment to visit.
- **Show & Sale** - We hope to see everyone there! All the information you need is on the following pages. Contact Brita if you have any questions.
- **Judges** – Once again we are very lucky to have Woody Minnich and Kelly Griffin. They always do a fantastic job and are so informative to listen to. Starting at 11am you may follow along to hear their comments as they judge.
- **Want to Win a Ribbon?** - Secret: Enter a few cacti to have a higher chance as there are always fewer entries. We always need more cactus entries, especially at the Novice level.
- **Bringing a Family Member/Guest to our Fall Show and Sale?** Please call Brita in advance.
- **Novices – New to Showing?** Don't miss p. 5 with a whole page on how to show your plants, and what the judges consider in their decisions!
We really, really, really want you to start showing if you haven't before!

~ NEW THIS YEAR! ~

DOUBLE Brag Points for Showing!!!

Don't forget that starting this year we will be giving Brag Points to those who come over to Encinitas to show their plants. We appreciate your efforts as we know getting plants ready to show takes extra work to make them look their best, and two trips.

So, for every plant you show you will earn:

~ 2 points for each plant you show, winner or not!

~ Double Brag points for each plant that wins – 2 for 3rd, 4 for 2nd, and 6 for 1st!

New PROFESSIONAL SHOW CATEGORY Starting this Year!

At Peter's suggestion, we have added a Professional Category. This is a display-only category for those who have plants that are beyond Advanced level. If you feel you are in this category feel free to show there, and for Advanced level showers, you'll have less competition!

One-Stop Shopping!

How often have you bought a plant and can't find the right pot to really show it off or maybe you bought a beautiful pot, but don't have the right plant for it.

We have made it easier for you – One-Stop Shopping.

- Pick a plant, then a few feet away you can find the pot that complements it.
- Then find the perfect top dressing, and maybe top it off with a beautiful rock or piece of driftwood.
- We have succulents, cactus, handmade ceramic pots, top dressing, driftwood accents and plant holders, decorative rocks - everything you need, all in one place. See page 3 for the list of vendors.

Show & Sale SCHEDULE

Friday 10/26

Noon – 5:00pm

Paul Ecke building open to set-up crew and vendors at 10am

Members may bring in show plants from noon – 5:00pm

There will be people to help identify your plants.

Saturday 10/27

8:00 – 10:00am

Members continue to bring in show plants.

There will be people to help identify your plants.

All plants must be **LABELED** and **IN PLACE** by 10am!

LATE ENTRIES WILL NOT BE ACCEPTED!

9:00am – 5:00pm

Show and Sale open to all

11:00am – 12:30pm

Judging – members and visitors may follow along as the judges comment on entries and make their decisions

11:00am – 2:30pm

Potluck table open for snacks/lunch for Members & Vendors only

5:00pm

Show and Sale close for the day

Sunday 10/28

10:00am – 3:00pm

Show and Sale open

Potluck table with lunch and snacks for Members & Vendors only

3:00 – 5:00pm

~ **PICK UP YOUR SHOW PLANTS!**

~ **CLEAN UP!** Please stay and help!

~ Gates are locked at 5:00pm

VENDORS

Tina Zucker

~ Succulent Gardening

Larry & Belen Bourget

~ Sea Foam Driftwood

Lisa Brosseau

~ Lisa's Slabs & Stuff

Darryl & Jennifer Craig

~ Corona Cactus

Regina Fernandez

~ Port Town Pottery

Phyllis Flechsig

~ Phyllis Flechsig Plants

Jerry & Candy Gardner

~ Kobe Clay Works

Azania

~ Old World Garden

Dean Karras

~ Gnosis Nursery - **NEW**

Al Kline

~ C&T Plants

John Matthews

~ John Matthews

Woody Minnich

~ Cactus Data Plants

Steve Salley

~ Hula Tropicals

Peter Walkowiak

~ PW Plants

Joe Wujcik

~ Joe Wujcik Pottery

PEOPLE'S CHOICE AWARD

People's Choice Award - Take a ballot as you come in the Showroom, then wander around and choose the plant YOU love the most!

Ignore what the judge's said, which is your favorite plant?

You may of course - only vote once.

PLEASE HELP US by asking visitors to also take a ballot and vote.

To the right is last year's winner - Alejandra Cardenas's Dioscorea.

Who will win this year? Make sure you vote!



2018 PCSS Fall Show Rules

1. The Show is open to all paid members of the Palomar Cactus & Succulent Society.
2. The Exhibitor must have owned the plant for at least six months.
Plants must be clean, (no weeds or debris), and healthy.
Any plants showing evidence of insects or disease will be disqualified and removed.
Please, NO wet pots.
3. Plants that have recently won (even in September) at the Monthly Brag Table are eligible.
4. One plant per pot unless entered as a dish garden.
5. An exhibitor may enter as many plants as desired in a category.
6. If a cactus is more than 50% variegated, enter it in Division I, Category #22
If a succulent is more than 50% variegated, enter it in Division II, Category #70 for succulents.
If it is less than 50%, the plant may be entered into the Division and Category determined by its genus.
7. If a cactus is crested or monstrose, enter it in Division I, Category #23.
If a succulent is crested or monstrose it should be entered in Division II, Category #71.
8. Entry cards will be available at the Show. Cards must be completely filled out, top and bottom and LEGIBLE to be eligible for awards.
9. There are four exhibitor levels:
 - ~ **NOVICE** - (10 or less blue ribbons), use GREEN entry cards.
 - ~ **INTERMEDIATE** - (more than 10 blue ribbons as a Novice), use YELLOW entry cards
 - ~ **ADVANCED** - use WHITE entry cards.
 - ~ **PROFESSIONAL** - use BLUE entry cards. This new level is for very advanced exhibitors of many years.
It is for display only and entries will not be awarded any ribbons.
10. Plants should be properly identified with their botanical names.
There will be volunteers and books available to check for names before the Show.
Fold the bottom half of the entry card under and place it with the exhibitor's name hidden.
11. Exhibitors are strongly encouraged to bring in their plants on Friday starting at noon.
All entries must be in place and have completed entry cards by 10:00am on Saturday.
No late entries will be accepted.
If an entry card is not completely and legibly filled out that plant may not be eligible for judging.
12. The judges make their decisions based on:
 - Condition, size, degree of maturity, difficulty of cultivation = 80%
 - Staging - (pot, top dressing, cleanliness, overall presentation) = 15%
 - Nomenclature - (accuracy of identification, spelling) = 5%
13. 1st, 2nd and 3rd place ribbons will be awarded in each plant category; however, should the judges feel that a first, second, or third place is not merited, no awards will be given.
Awards will be given for the "Best Cactus" (in all three levels), "Best Succulent" (in all three levels), "Best in Show" (from Novice, Intermediate or Advanced), two "Judge's Choice", and a "People's Choice".
14. Any plant that won "Best of Show" at last year's PCSS Show is not eligible for competition this year.
15. The "People's Choice" Award will be given to the entry that receives the most ballots and will be announced at 1pm on Sunday.
16. Plants and Awards are to remain in the Exhibit area until 3:00pm Sunday.

THE BASICS OF SHOWING YOUR PLANTS & HOW JUDGING WORKS By Annie Morgan

Exhibiting plants in a show is overall fun, educational, and yes perhaps a bit nerve racking the first time, as you show specimens which you have groomed to perfection for their public appearance. The joy of winning your first show ribbons is thrilling, so don't wait another year!

WHAT MAKES A SHOW-WORTHY PLANT?

Below is basic information about judging guidelines and how to prepare your plants. The judging criteria most often followed in shows is:

Condition, size, degree of maturity, difficulty of cultivation = 80% Staging = 15% Nomenclature = 5%.

CONDITION:

- The overall condition of a plant shows its general growth. How well has it been grown and cared for? Is the plant etiolated (leggy from too much shade and/or fertilizer)? Is it sunburned, scarred, discolored, or diseased? Is the growth uniform? Are there signs of mealybugs, scale, or ants?

SIZE/MATURITY:

- Novices will not be expected to have fully mature plants and will start by showing smaller plants. Over time they will grow into handsome, mature specimens as your skills improve. But don't let this stop you from showing now!
- Rarity, and how difficult the plant is in cultivation, are also factors in judging, especially when all other points are virtually equal. As your skills improve, choosing rarer plants to grow will give you better chances of winning.
- However, a more common but beautifully grown plant may take the prize over a rare but not-quite-perfect plant, especially as a novice.

STAGING:


- Staging is the term for how the plant is displayed, the pot's top dressing, rocks (optional) and cleanliness. Pots may be ordinary clay, stoneware, ceramic, or plastic (*not desirable in shows in the US*), but they must be in excellent condition (no chips or cracks) and they must be clean. The pot should be of a complementary size, shape, and color for the plant. Remember, you are displaying the plant, not the pot - the pot should always subtly enhance the plant. The judges will, however, take the overall effect into consideration.
- Top dressing is highly recommended and adds to the well-groomed effect. It may consist of clean gravel, small, natural-looking pebbles, lava rock, coarse sand or decomposed granite. Here again, it should never detract from or clash with the plant! Bare soil does not show well.
- In addition, the plant itself should be as immaculate as you can make it! See below for tips.

NOMENCLATURE:

- This is labeling the plant with the correct botanical name (including spelling) and when in doubt, it is better to label it - for example - simply Mammillaria species, rather than an erroneous specific name, or worse, an unclear common name such as "Pincushion Cactus."
- PCSS will have help available Friday afternoon and between 8-10am on Saturday, so do ask!

HOW TO POT A PLANT TO SHOW – i.e. staging your plant

- 1 – Choose a plant that is healthy and attractive looking. For showing, you may only have one plant in one pot, unless you are entering it as a dish garden.
- 2 – Choose a pot that will enhance the plant, or at least not distract. The plant should be at least 2/3 the diameter of the pot. Colorful pots are okay if they don't draw all the attention. Try setting your plant in several different size and shape pots and then choose one that shows off the plant best.
- 3 – Plant your pot as usual, and leave about 2/3" of room above the soil line to add top dressing. The roots section may be partly covered with the top dressing in place of soil. Your plant should be approximately centered in the pot unless you will be adding rocks. Click on the following link for an excellent article about staging: <http://davesgarden.com/guides/articles/view/2547/#b>.
- 4 – If the plant needs cleaning - do so. Remove dead leaves, extra soil, bugs and plant debris, etc. from between and under the leaves. There should be NO spider webs, snail tracks, dust, debris, etc., and it should be cleaned of hard water marks on the leaves or body.
- 5 – Now add any rock decoration (not top dressing yet) that complements the plant. Don't let them detract from the beauty of the plant. (Do a Google search using the term "staging succulent show plants" and study the wealth of photo examples.) Now carefully add top dressing, about a 1/2" layer. Subtle colors are recommended, again you want to complement, not detract. Get the top dressing in all the nooks and crannies around the plant so that the soil is not showing, using a spoon or small scoop is helpful, as is a small artist brush. Make sure none is stuck between leaves.
- 6 – Final Preparation:
 - helpful tools - extra-long 12" tweezers, a paint brush - 1/4, 1/2, or 1", a spray bottle of water
 - gently spritz your plant with water to get rid of any dust from the top dressing or any that is on the plant
 - if your plant needs watering do so several days before the show so that it will not leak on the show table



Please do contact me, Annie, if you have any questions about showing.

As is my nature, I jumped right in showing 10 plants after being a member less than 6 months and was amazed at how easy, fun, and successful it was. Don't be shy - just give it a try!

As a NOVICE, your plants WILL be smaller and less mature, but can still be show worthy. Don't let decades old show plants scare you off, we all start somewhere. You will be amazed at how fast your collection grows in size and quality once you get started. So, RIGHT NOW – go choose your favorite plants and get them ready to show with confidence! Relax, enjoy the process! What do you have to lose?

PCSS 2018 Show Plant Divisions & Categories

DIVISION 1: CACTI

North American Cacti

- 1) Ariocarpus, Astrophytum
- 2) Aztekium, Encephalocarpus, Epithelantha, Obregonia, Ortegocactus, Pelecypora, Strombocactus,
- 3) Coryphantha, Escobaria, Leuchtenbergia Neobessya, Neolloydia,
- 4) Gymnocactus, Stenocactus, Turbinocarpus
- 5) Echinocereus
- 6) Echinocactus, Ferocactus, Hamatocactus
- 7) Mammillaria, hooked spines
- 8) Mammillaria, straight spines
- 9) Pediocactus, Sclerocactus, Thelocactus



South American Cacti

- 10) Blossfeldia, Fraillia, Ubelmannia
- 11) Buiningia, Discocactus, Melocactus
- 12) Copiapoa
- 13) Echinopsis, Lobivia
- 14) Eriosyce, Horridocactus, Neochileneia, Neoporteria, Pyrrhocactus,
- 15) Gymnocalycium
- 16) Ancanthocalycium, Notocactus, Parodia,
- 17) Rebutia, Sulcorebutia, Weingartia
- 18) Borzicactus, Matucana, Oroya, Submatucana

Other Cacti

- 19) Ceroids, columnar cactus
- 20) Opuntioideis
- 21) Epiphytic cactus, including Rhipsalis
- 22) Variegates - 50% or more variegation
- 23) Crests and Monstrose
- 24) Seed grown by exhibitor



DIVISION 2: NON-CACTI SUCCULENTS

Mesembryanthemaceae

- 25) Lithops,
- 26) Conophytum
- 26) Dinteranthus, Faucaria, Pleiospilos, Titanopsis,
- 27) Mestoklema, Aloinopsis, Trichodiadema

Liliaceae

- 28) Aloe
- 29) Astroloba, Gasteria,
- 30) Haworthia



Crassulaceae

- 31) Cotyledon, Tylecodon
- 32 - 1) Crassula,
- 32 - 2) Kalanchoe
- 33) Dudleya
- 34) Echeveria
- 35) Adromiscus, Graptopetalum, Pachyphytum, Sedum, Sempervivum, Tacitus,
- 36) Aeonium

Euphorbiaceae

- 37) Stem type - no spines, no leaves: obesa, symmetrica, abdelkuri
- 38) With leaves and spines: milli, viguieri, unispina
- 39) With leaves no spines: bupleurifolia, decaryi, francoisii
- 40) No leaves, with spines: stellispina, horrida, stellata, clavigera
- 41) Medusas: inermis, esculenta, decepta, suppressa, caput-medusae

Euphorbiaceae – other

- 42) Jatropha, Monadenium, Pedilanthus

Geraniaceae

- 43) Pelargonium
- 44) Sarcocaulon

Apocynaceae

- 45) Adenium
- 46) Pachypodium

Asclepiadaceae

- 47) Fockea, Petropentia, Raphionacme
- 48) Caralluma, Hoodia, Huernia, Stapelia

Agavaceae

- 49) Agave
- 50) Beaucarnea, Calibanus, Nolina, Yucca,

Asteraceae

- 51) Senecio
- 52) Othonna

Burseraceae

- 53) Bursera
- 54) Boswellia, Commiphora

Dracaenaceae

- 55) Dracaena
- 56) Sansevieria

Didiereaceae

- 57) Alluadia
- 58) Alluadiopsis, Didiera

Moraceae

- 59) Ficus
- 60) Dorstenia

Passifloraceae

- 61) Adenia
- 62) Anacampseros, Avonia, Ceraria, Portulacaria

Bromeliaceae

- 63) Abromaitellia, Deuterocohnia, Dyckia,
- 64) Tillandsia

Pachycaul Succulents (Fat Trunks [Cucurbits])

- 65) New World: Bombax, Fouquieria, Pachychormus,
- 66) Old World: Adansonia, Chyphostemma, Sesamothamnus, Uncarina, Cussonia

Geophytes (Fat Base or Roots [Cucurbits])

- 67) New World: Ibervillea, Marah
- 68) Old World: Dioscorea, Ipomoea
- 69) Bulbs - list species name

Other Succulents

- 70) Variegates - 50% or more variegation
- 71) Monstrose and Crests
- 72) Succulent Bonsai: a succulent plant presented in a bonsai style
- 73) Seed grown by exhibitor



DIVISION 3: OTHER - CACTI &/OR SUCCULENTS

- 74) Collections: 5 - 10 plants of the same genus, separate pots
- 75) Theme Collection: different specimens with something in common - genus, form, color, pots, or other attributes
- 76) Miniatures: miniature plants (not just young) in 3" pot - inside top of pot dimension
- 77) Grafted
- 78) All Other Genera

Dish Gardens

- 79) Anything Goes: use of figurines or unusual pots. May be more than one genus &/or species - creativity is encouraged
- 80) Natural Materials Only: may be multiple genus &/or species, and then rocks, top dressing, driftwood, etc. may be added
- 81) Single Genera: 3 or more species of one genus in one pot

DIVISION 4: ARTWORK

- 82) Art: paintings, photography, drawings, etc.
- 83) Art: made w/plants, materials derived from them, frames, etc.

A & B, to divide by size, will be used if there are too many plants in one category.
Brita will handle doing this if needed as plants are brought in to the show.

PCSS – Show Plant List in Alphabetical Order with Category Numbers

63	Abromaitellia	6	Echinocactus	27	Mestoklema
66	Adansonia	5	Echinocereus	42	Monadenium
61	Adenia	13	Echinopsis	3	Neobessya
45	Adenium	2	Encephalocarpus	14	Neochileneas 14 Neoporteria
35	Adromiscus	21	Epiphytic cactus	3	Neolloydia
36	Aeonium	2	Epithelantha	50	Nolina
49	Agave	14	Eriosyce	16	Notocactus
57	Alluadia	3	Escobaria	2	Obregonia
58	Alluadiopsis	37	Euphorbia abdelkuri	20	Opuntioides
28	Aloe	39	Eu. bupleurifolia	18	Oroya
27	Aloinopsis	41	Eu. caput-medusae	2	Ortegocactus
62	Anacampseros	40	Eu. clavigera	52	Othonna
16	Ancanthocalycium	39	Eu. decaryi	65	Pachychormus
1	Ariocarpus	41	Eu. decepta	35	Pachyphytum
29	Astroloba	41	Eu. esculenta	46	Pachypodium
1	Astrophytum	39	Eu. francoisii	16	Parodia
62	Avonia	40	Eu. horrida	42	Pedilanthus
2	Aztekium	41	Eu. inermis	9	Pediocactus
50	Beaucarnea	38	Eu. milli & viguieri & unispina	43	Pelargonium
10	Blossfeldia	37	Eu. obesa	2	Pelecyphora
65	Bombax	40	Eu. stellata	47	Petopentia
18	Borzicactus	40	Eu. stellispina	26	Pleiospilos
54	Boswelvia	41	Eu. suppressa	62	Portulacaria
11	Buiningia	37	Eu. symmetrica	14	Pyrrhocactus
69	Bulbs - list species name	26	Faucaria	47	Raphionacme
53	Bursera	6	Ferocactus	17	Rebutia 21 Rhipsalis
23	Cacti - Crests and Monstrose	59	Ficus	56	Sansevieria
24	Cacti - Seed grown by Exhibitor	47	Fockea	44	Sarcocaulon
22	Cacti - Variegates - 50% or more	65	Fouquieria	9	Sclerocactus
50	Calibanus	10	Frailia	35	Sedum 35 Sempervivum
48	Caralluma	29	Gasteria	51	Senecio
62	Ceraria	35	Graptopetalum	66	Sesamothamnus
19	Ceroids	4	Gymnocactus	48	Stapelia
66	Chyphostemma	15	Gymnocalycium	4	Stenocactus
19	Columnar Cactus	6	Hamatocactus	2	Strombocactus
54	Commiphora	30	Haworthia	18	Submatucana
25	Conophytum	48	Hoodia	72	Succ. - Bonsai
12	Copiapoa	14	Horridocactus	71	Succ. - Monstrose and Crests
3	Coryphantha	48	Huernia	73	Succ. - Seed grown by exhibitor
31	Cotyledon	67	Ibervillea	70	Succ. - Variegates - 50% or more
32	Crassula	68	Ipomoea	17	Sulcorebutia
66	Cussonia	42	Jatropha	35	Tacitus
58	Didiera	32 -	Kalanchoe	9	Thelocactus
26	Dinteranthus	3	Leuchtenbergia	64	Tillandsia
68	Dioscorea	25	Lithops	26	Titanopsis
11	Discocactus	13	Lobivia	27	Trichodiadema
60	Dorstenia	7	Mammillaria - hooked spines	4	Turbinocarpus
55	Dracaena	8	Mammillaria - straight spines	31	Tylecodon
33	Dudleya	67	Marah	10	Ubelmannia
63	Dyckia	18	Matucana	66	Uncarina
34	Echeveria	11	Melocactus	17	Weingartia 50 Yucca p. 7

OCTOBER SHOW AND SALE REFRESHMENTS

Saturday, October 27th - please bring to the garden by 11:00am

Name

1. PCSS
2. PCSS
3. Ruta Caldwell
4. Peter Walkowiak
5. Francis Granger
6. Jean O'Daniel
7. Pam Dunlap
8. Barbara Raab
9. Louise Fox Sullivan
10. Julie Kort
11. Candy Garner
12. Gloria Medina
13. Frances Merritt
14. Vivian Folmer

Type of Dish

- Bagels & Cream Cheese
- Misc. Chips and Salsa
- Deviled Eggs
- Chili
- Baked beans
- Fruit Salad
- Meatballs
- Coleslaw
- Mexican Chicken
- Corn Bread
- Banana Bread
- Sandwiches
- Mexican Casserole
- Cookies



Sunday, October 28th - please bring to the garden by 11:00am

Name

1. Anna Devine
2. Candy Garner
3. Robert Kopfstein
4. Kevin Smith
5. Lorie Johansen
6. Libbi Salvo
7. Annie Morgan
8. Annie Morgan
9. Peter Walkowiak
10. Linda Schmalfeldt

Type of Dish

- Potato Salad
- Potato Chips
- Corn Pudding
- Fruit Salad
- Sandwiches
- Cheesy Potatoes
- Corn Bread
- Butterscotch Rum Cake
- Chili
- Dessert



11, 12, 13. – We're short of food for Sunday! Your Name Here! Contact Brita.

Food is for those showing, vendors, volunteers, and members who bring food. **IF YOU PLAN TO EAT EITHER DAY PLEASE BRING A DISH!** Vendors and some volunteers can't leave the all-day Saturday and Sunday, so we need lots of food to keep everyone happy. Thank you for your contributions!

➤ **We are short of MAIN DISHES on food overall on Sunday!**

➤ **Make sure to label your dishes and utensils.**

SHOW & SALE VOLUNTEERS NEEDED

~ **Volunteers for Saturday for misc. Security**

~ **Sunday – Sold Plant Holding Table**

Contact Brita if you can help out!

BRAG TABLE WINNERS

Novice Cactus

- 1st Winston Chan - Notocactus Magnificus # 2
2nd Heather Chan - Rebutia # 1

Intermediate Cactus

- 1st Kevin Smith - Copiapoa humilis #3

Advanced Cactus

- 1st Russel Ray - Oreocereus pseudofossulatus
2nd Russel Ray - Mammillaria pringlei # 4

Novice Succulent

- 1st Winston Chan - Euphorbia tetragona # 5
2nd Heather Chan - Pachypodium lamerei

Intermediate Succulent

- 1st Libbi Salvo - Aloe # 6
2nd Libbi Salvo - Euphorbia
3rd Libbi Salvo - Gasteria

Advanced Succulent

- 1st Phyllis Flechsig - Ficus palmeri # 7
2nd Robert Kopfstein - Bombax elliptica # 8
3rd Robert Kopfstein - Mestoklema tuberosa

Dish Garden Intermediate



- 1st Libbi Salvo # 9

Dish Garden Advanced

- 1st John Barkley # 10
2nd John Barkley

Plant of the Month Advanced

- 1st John Barkley - Monadenium montanum # 11
2nd Mike Nelson - Monadenium ritchiei # 12



Thank you to the 9 members
who brought in Brag Plants!

Garden Brag Plants

Share a section of your garden, a plant that bloomed in between meetings, or one that is too large or heavy to bring to the Brag Table. You will earn 1 brag point for emailing or texting photo(s), and 3 points for each one printed.

Email photos with plant names, to Annie. Be sure to include your name.



Apologies to Brita Miller and Susan LaFreniere for not sharing these sooner.
Top Left: Brita's Portulacaria afra 'Variegata' with a massive amount of blooms.
All others are Susan's – various cactus flower photos.






Top Left: Lorie Johansen's Hoya, and the flower cluster closeup, and below the Hoya is her Ariocarpus fissuratus with its beautiful bloom.

Top Right: Mike Nelson's Drimia maritima, AKA Giant Sea Squill blub blossom spike and a close up of the flowers. This is the bulb Mort Fairfield sells at our March event. The flower spikes can get up to 6' tall!

Center and below left: David Buffington's Ariocarpus retusus ssp. furfuraceus with it's tiny flower in a flower, and below that to the left his Staphelia gigantea with it's 11"+ bloom.

Bottom Right: Ron Chisum's Sansevieria hallii giant double flower.



A New Trend in Dish Gardens?

I saw this on FB and was intrigued. The woman who created the dish garden and took the photo gave me permission to include it in our newsletter.

It seems to be a new trend, and they are called:

SUCCIEPOTINAPOT

If you Google the term you will see many examples, but this one is by far the best one I saw. I can't say I'm fond of the name, but I love the concept.

Thanks so much to Bobbi Willmer for allowing me to share her creation.

Annie



Free Free Free

Left: Aloe salm-dyckiana, a natural hybrid of Aloe arborescens and Aloe ferox.

3 large cuttings with rosettes about 3 feet diameter and some smaller cuttings.

Right: Trichocereus pachanoi, San Pedro cactus. 15 stems from 2 to 7 feet long.

Free for picking them up in Solana Beach. Contact Erik Gronborg.



Palomar Cactus & Succulent Society

The North San Diego County C & S Club!

Membership Application

Membership: Please ☐ a category

New Member **OR** Renewal
Annual Dues w/color email newsletter \$20
Additional Household Members + \$ 5
Engraved PCSS Name Badge + \$ 6
Total _____

PLEASE PRINT! We must be able to read it!

Name(s) _____

Address _____

City/State _____ Zip _____

Phone # _____

Email _____

MEMBERSHIP DIRECTORY - Please ☐ which, if any, we may include:

_____ Phone # _____ Email _____ City _____ OR _____ None

Forms available at meetings, just bring a check or cash to a meeting, or print one out and mail it in.

Make checks payable to PCSS.
Credit cards accepted at meetings.

Palomar Cactus & Succulent Society or PCSS
P.O. Box 840, Escondido, CA 92033

Palomar Cactus & Succulent Society

BOARD OF DIRECTORS

Peter Walkowiak – President

Brita Miller – Vice President, Meeting Set-up & Take Down, Show Chair, Event Coordinator, Volunteer Coord., Librarian,
eventcoordinator@palomarcactus.org,

John Barkley – Treasurer

Annie Morgan – Secretary, Program Chair, Publicity, Website,
Gift Plants, Business Cards, FB admin., Newsletter
Editor (paid position)

Francis Granger – Board Member, Member/Guest Ambassador

Mike Nelson – Board Member, Brag Table Points

* * * * *

OTHER VOLUNTEERS

Vicki Martin – Co-Librarian

Richard Miller – Membership

Kevin Smith – Brag Table

Bruce Barry & Sandy Wetzel-Smith – Refreshments

Brian Magone – Exchange Table

Lorie Johansen – Guest/New Member Ambassador

Chet Reed – Brag Plant Photographer

Nell McChesney – Name Tag Drawing Plants
Membership Table

Libbi Salvo – Meeting Set Up

Cash Register at Monthly Meetings – Dennis Miller

SOUTHERN CALIFORNIA EVENTS

San Gabriel Cactus & Succulent Society Show & Sale

Was 11/10 - 11/2018 - has been rescheduled for January 12th & 13th

9 – 4 both days, LA County Arboretum, 310 Baldwin

Arcadia, Info: Manny Rivera 626-780-6957, John Matthews

2018 PCSS Meeting Schedule

~ Speaker & Topic ~
Plant of the Month

October 27-28th - - - Annual Show & Sale @ San Diego Botanic Gardens
- Your Show Plants!

November 17th - - - Woody Minnich - The New, Rare & Seldom Seen
Cactus of Mexico
- Mammillarias - straight & hooked spines

December 8th - - - - Holiday Party!!! ~ **NOTE DATE CHANGE**
- Gift Plants Galore for You!



Beaucarnea currently in bloom at San Diego Botanic Garden.