

CACTUS COURIER

Newsletter of the Palomar Cactus and Succulent Society

The North San Diego County Cactus and Succulent Society

Volume 64, Number 11

October 2019

NEXT MEETING

Fall Show & Sale!

Sat. & Sun. October 26 & 27

at San Diego Botanic Garden
230 Quail Gardens Drive
Encinitas, 92024

Directions: <http://www.sdbgarden.org/directions.htm>

2019 Fall Show & Sale October 26 - 27

Our Fall Show and Sale is in less than two weeks. We need your plants and participation to help make it our best show ever. **We are really hoping to have members who have not shown their plants before join us this year.**

**Again this year those who
make the extra effort it takes to show will
earn Brag Points - DOUBLE POINTS no less!**

For those that are new to showing plants it's helpful if you can bring them in on Friday afternoon from noon to 5pm, as there will be people available to help you with all the details and plant identification. You may also bring them on Saturday from 8 - 9:45am, and although there will still be help it will be MUCH busier.

**ALL PLANTS MUST HAVE ENTRY CARDS FILLED OUT
AND BE IN PLACE ON THE TABLES BY 10AM.
LATE PLANTS WILL NOT BE ACCEPTED!!!**

When you arrive at the Garden entrance booth just tell them your name and that you are with Palomar Cactus & Succulent Society for the Show. They have a list of our members and entrance is free all-day Friday, Saturday and Sunday. On Saturday morning, drop off your plants and food, and then you **MUST** move your car back to the main parking lot.

In This Issue

Fall Show & Sale Intro Information	p. 1
Notices, New This Year!, One Stop Shopping	p. 2
Schedule, Vendors, People's Choice Award	p. 3
Show Plant Rules	p. 4
Showing as a Novice	p. 5
Show Plant Division & Classes List	p. 6
Show Plant List in ABC order w/Class #'s	p. 7
Refreshment List	p. 8
September Brag Plants	p. 9
Coffee in the Garden	p. 10
Misc. Info, 2019 Club Calendar	p. 10

REFRESHMENTS

See p. 8

We are very short on
Sunday! Help!

Palomarcactus.org

Email: info@palomarcactus.org
for questions or information.

We're on Facebook!



2018 Winner's Table

~ NOTICES ~

- **Thank You** to Linda Bresler for her excellent and very informative presentation on Companion Plants for Succulents at our September meeting, and the wonderful plants she was able to get donated and raffled off to 18 lucky members! There are so many plants to choose from to complement our succulents.
- **Show & Sale** - We hope to see everyone there! All the information you need is on the following pages. Contact Brita at eventcoordinator@palomarcactus.org if you have any questions.
- **Judges** – Once again we are very lucky to have Woody Minnich and Kelly Griffin. They always do a fantastic job and are so informative to listen to. Starting at 11am you may follow along to hear their comments as they judge.
- **Want to Win a Ribbon?** - Secret: Enter a few cacti to have a higher chance as there are always fewer entries, especially at the Novice level.
- **Bringing a Family Member/Guest to our Fall Show and Sale?** *YOU MUST* contact Brita in advance.
- **Novices – New to Showing?** Don't miss p. 5 with a whole page on how to show your plants, and what the judges consider in their decisions!
We really, really, really want you to start showing if you haven't before!

~ AGAIN THIS YEAR! ~

DOUBLE Brag Points for Showing!!!

Don't forget that we will be giving DOUBLE Brag Points to those who come over to Encinitas to show their plants. We appreciate your efforts as we know getting plants ready to show takes extra work to make them look their best, and two trips.

So, for every plant you show you will earn:

~ 2 points for each plant you show, winner or not!

~ Double Brag points for each plant that wins – 2 for 3rd, 4 for 2nd, and 6 for 1st!

One-Stop Shopping!

How often have you bought a plant and can't find the right pot to really show it off or maybe you bought a beautiful pot, but don't have the right plant for it.

We have made it easier for you – One-Stop Shopping.

- Pick a plant, then a few feet away you can find the pot that complements it.
- Then find the perfect top dressing, and maybe top it off with a beautiful rock or piece of driftwood.
- We have succulents, cactus, handmade ceramic pots, top dressing, driftwood accents and plant holders, decorative rocks - everything you need, all in one place. See page 3 for the list of vendors.

Show & Sale SCHEDULE

Friday 10/25

Noon – 5:00pm

Paul Ecke building open to set-up crew and vendors at 10am
Members may bring in show plants from noon – 5:00pm
There will be people to help identify your plants.

Saturday 10/26

8:00 – 10:00am

Members continue to bring in show plants.
There will be people to help identify your plants.

All plants must be **LABELED** and **IN PLACE** by 10am!

LATE ENTRIES WILL NOT BE ACCEPTED!

9:00am – 5:00pm

Show and Sale open to all

11:00am – 12:30pm

Judging – members and visitors may follow along as the judges comment on entries and make their decisions

11:00am – 2:30pm

Potluck table open for snacks/lunch for Members & Vendors only

5:00pm

Show and Sale close for the day

Sunday 10/27

10:00am – 3:00pm

Show and Sale open
Potluck table with lunch and snacks for Members & Vendors only

3:00 – 5:00pm

~ **PICK UP YOUR SHOW PLANTS!**
~ **CLEAN UP!** Please stay and help!
~ Gates are locked at 5:00pm

VENDORS

Tina Zucker

~ Succulent Gardening

Larry & Belen Bourget

~ Sea Foam Driftwood

Lisa Brosseau

~ Lisa's Slabs & Stuff

David Carrasco & Rocio Antonio

~ DR Cactus/Succulents **NEW**

James Chambers

~ Rocksmith Nursery **NEW**

Regina Fernandez

~ Port Town Pottery

Phyllis Flechsig

~ Phyllis Flechsig Plants

Jerry & Candy Garner

~ Kobe Clay Works

Azania

~ Old World Garden

Dean Karras

~ Gnosis Nursery

Al Kline

~ C&T Plants

Woody Minnich

~ Cactus Data Plants

Steve Salley

~ Hula Tropicals

Peter Walkowiak

~ PW Plants

Joe Wujcik

~ Joe Wujcik Pottery

Brita & Annie

~ B & A Top Dressing **NEW**

PEOPLE'S CHOICE AWARD

People's Choice Award - Take a ballot as you come in the Showroom, then wander around and choose the plant YOU love the most!

Ignore what the judge's said, which is YOUR favorite plant?

Of course - you may only vote once.

PLEASE HELP US by asking visitors to also take a ballot and vote.

To the right is last year's winner -

Peter Walkowiak's incredible *Ceraria namaquensis*.

Who will win this year? Make sure you vote!



2019 PCSS Fall Show Rules

1. The Show is open to all paid members of the Palomar Cactus & Succulent Society.
2. The Exhibitor must have owned the plant for at least six months.
Plants must be clean, (no weeds or debris), and healthy.
Any plants showing evidence of insects or disease will be disqualified and removed.
Please, NO wet pots.
3. Plants that have recently won (even in September) at the Monthly Brag Table are eligible.
4. One plant per pot unless entered as a dish garden.
5. An exhibitor may enter as many plants as desired in a class.
6. If a cactus is more than 50% variegated, enter it in Division I, Class #22
If a succulent is more than 50% variegated, enter it in Division II, Class #70 for succulents.
If it is less than 50%, the plant may be entered into the Division and Class determined by its genus.
7. If a cactus is crested or monstrose, enter it in Division I, Class #23.
If a succulent is crested or monstrose it should be entered in Division II, Class #71.
8. Entry cards will be available at the Show. Cards must be completely filled out, top and bottom and LEGIBLE to be eligible for awards.
9. There are four exhibitor levels:
 - ~ **NOVICE** - (10 or less blue ribbons), use GREEN entry cards.
 - ~ **INTERMEDIATE** - (more than 10 blue ribbons as a Novice), use YELLOW entry cards
 - ~ **ADVANCED** - use WHITE entry cards.
 - ~ **OPEN** - use BLUE entry cards. This level is for very advanced exhibitors of many years.
Entries will not be awarded any ribbons but are eligible for the Best in Show award.
10. Plants should be properly identified with their botanical names.
There will be volunteers and books available to check for names before the Show.
Fold the bottom half of the entry card under and place it with the exhibitor's name hidden.
11. Exhibitors are strongly encouraged to bring in their plants on Friday starting at noon.
All entries must be in place and have completed entry cards by 10:00am on Saturday.
No late entries will be accepted.
If an entry card is not completely and legibly filled out that plant may not be eligible for judging.
12. The judges make their decisions based on:
 - Condition, size, degree of maturity, difficulty of cultivation = 80%
 - Staging - (pot, top dressing, cleanliness, overall presentation) = 15%
 - Nomenclature - (accuracy of identification, spelling) = 5%
13. 1st, 2nd and 3rd place ribbons will be awarded in each plant class; however, should the judges feel that a first, second, or third place is not merited, no awards will be given.
Awards will be given for the "Best Cactus" and 'Best Succulent' (in Novice, Intermediate, and Advanced), "Best in Show" (chosen from all four levels), two "Judge's Choice", and a "People's Choice".
14. Any plant that won "Best of Show" at last year's PCSS Show is not eligible for competition this year.
15. The "People's Choice" Award will be given to the entry that receives the most ballots and will be announced at 1pm on Sunday.
16. Plants and Awards are to remain in the Exhibit area until 3:00pm Sunday.

SHOWING AS A NOVICE - JUST JUMP RIGHT IN!

THE BASICS OF SHOWING YOUR PLANTS & HOW JUDGING WORKS By Annie Morgan

Exhibiting plants in a show is overall fun, educational, and yes perhaps a bit nerve racking the first time, as you show specimens which you have groomed to perfection for their public appearance. The joy of winning your first show ribbons is thrilling, so don't wait another year!

WHAT MAKES A SHOW-WORTHY PLANT?

Below is basic information about judging guidelines and how to prepare your plants. The judging criteria most often followed in shows is:

Condition, size, degree of maturity, difficulty of cultivation = 80% Staging = 15% Nomenclature = 5%.

CONDITION:

- The overall condition of a plant shows its general growth. How well has it been grown and cared for? Is the plant etiolated (leggy from too much shade and/or fertilizer)? Is it sunburned, scarred, discolored, or diseased? Is the growth uniform? Are there signs of mealybugs, scale, or ants?

SIZE/MATURITY:

- Novices will not be expected to have fully mature plants and will start by showing smaller plants. Over time they will grow into handsome, mature specimens as your skills improve. But don't let this stop you from showing now!
- Rarity, and how difficult the plant is in cultivation, are also factors in judging, especially when all other points are virtually equal. As your skills improve, choosing rarer plants to grow will give you better chances of winning.
- However, a more common but beautifully grown plant may take the prize over a rare but not-quite-perfect plant, especially as a novice.

STAGING:

- Staging is the term for how the plant is displayed, the pot's top dressing, rocks (optional) and cleanliness. Pots may be ordinary clay, stoneware, ceramic, or plastic (*not desirable in shows in the US*), but they must be in excellent condition (no chips or cracks) and they must be clean. The pot should be of a complementary size, shape, and color for the plant. Remember, you are displaying the plant, not the pot - the pot should always subtly enhance the plant. The judges will, however, take the overall effect into consideration.
- Top dressing is highly recommended and adds to the well-groomed effect. It may consist of clean gravel, small, natural-looking pebbles, lava rock, coarse sand or decomposed granite. Here again, it should never detract from or clash with the plant! Bare soil does not show well.
- In addition, the plant itself should be as immaculate as you can make it! See below for tips.

NOMENCLATURE:

- This is labeling the plant with the correct botanical name (including spelling) and when in doubt, it is better to label it - for example - simply Mammillaria species, rather than an erroneous specific name, or worse, an unclear common name such as "Pincushion Cactus."
- PCSS will have help available Friday afternoon and between 8-10am on Saturday, so do ask!

HOW TO POT A PLANT TO SHOW - i.e. staging your plant

- 1 - Choose a plant that is healthy and attractive looking. For showing, you may only have one plant in one pot, unless you are entering it as a dish garden.
- 2 - Choose a pot that will enhance the plant, or at least not distract. The plant should be at least 2/3 the diameter of the pot. Colorful pots are okay if they don't draw all the attention. Try setting your plant in several different size and shape pots and then choose one that shows off the plant best.
- 3 - Plant your pot as usual, and leave about 2/3" of room above the soil line to add top dressing. The root section may be partly covered with the top dressing in place of soil. Your plant should be approximately centered in the pot unless you will be adding rocks. Click on the following link for an excellent article about staging: <http://davesgarden.com/guides/articles/view/2547/#b>.
- 4 - If the plant needs cleaning - do so. Remove dead leaves, extra soil, bugs and plant debris, etc. from between and under the leaves. There should be NO spider webs, snail tracks, dust, debris, etc., and it should be cleaned of hard water marks on the leaves or body.
- 5 - Now add any rock decoration (not top dressing yet) that complements the plant. Don't let them detract from the beauty of the plant. (Do a Google search using the term "staging succulent show plants" and study the wealth of photo examples.) Now carefully add top dressing, about a 1/2" layer. Subtle colors are recommended, again you want to complement, not detract. Get the top dressing in all the nooks and crannies around the plant so that the soil is not showing, using a spoon or small scoop is helpful, as is a small artist brush. Make sure none is stuck between leaves.
- 6 - Final Preparation: - helpful tools - extra-long 12" tweezers, a paint brush - 1/4, 1/2, or 1", a spray bottle of water
- gently spritz your plant with water to get rid of any dust from the top dressing or any that is on the plant
- if your plant needs watering do so several days before the show so that it will not leak on the show table

Please do contact me, Annie, at info@palomarcactus.org if you have any questions about showing.

As is my nature, I jumped right in showing 10 plants after being a member less than 6 months and was amazed at how easy, fun, and successful it was. Don't be shy - just give it a try!

As a NOVICE, your plants WILL be smaller and less mature, but can still be show worthy. Don't let decades old show plants scare you off, we all start somewhere. You will be amazed at how fast your collection grows in size and quality once you get started. So, RIGHT NOW - go choose your favorite plants and get them ready to show with confidence! Relax, enjoy the process! What do you have to lose?



PCSS 2019 Show Plant Divisions & Classes

DIVISION 1: CACTI

North American Cacti

- 1) Ariocarpus, Astrophytum
- 2) Aztekium, Encephalocarpus, Epithelantha, Obregonia, Ortegocactus, Pelecyphora, Strombocactus,
- 3) Coryphantha, Escobaria, Leuchtenbergia Neobessya, Neolloydia,
- 4) Gymnocactus, Stenocactus, Turbinocarpus
- 5) Echinocereus
- 6) Echinocactus, Ferocactus, Hamatocactus
- 7) Mammillaria, hooked spines
- 8) Mammillaria, straight spines
- 9) Pediocactus, Sclerocactus, Thelocactus



South American Cacti

- 10) Blossfeldia, Fraillia, Ubelmannia
- 11) Buiningia, Discocactus, Melocactus
- 12) Copiapoa
- 13) Echinopsis, Lobivia
- 14) Eriosyce, Horridocactus, Neochileneia, Neoporteria, Pyrrhocactus,
- 15) Gymnocalycium
- 16) Ancanthocalycium, Notocactus, Parodia,
- 17) Rebutia, Sulcorebutia, Weingartia
- 18) Borzicactus, Matucana, Oroya, Submatucana

Other Cacti (May by North or South Amer.)

- 19) Ceroids, columnar cactus
- 20) Opuntioides
- 21) Epiphytic cactus, including Rhipsalis
- 22) Variegates - 50% or more variegation
- 23) Crests and Monstrose
- 24) Seed grown by exhibitor



DIVISION 2: NON-CACTI SUCCULENTS

Mesembryanthemaceae

- 25) Lithops,
- 26) Conophytum
- 26) Dinteranthus, Faucaria, Pleiospilos, Titanopsis,
- 27) Mestoklema, Aloinopsis, Trichodiadema

Liliaceae

- 28 - 1) Aloe - species
- 28 - 2) Aloe - hybrids
- 29) Astroloba, Gasteria,
- 30) Haworthia



Crassulaceae

- 31) Cotyledon, Tylecodon
- 32 - 1) Crassula
- 32 - 2) Kalanchoe
- 33) Dudleya
- 34) Echeveria
- 35) Adromiscus, Graptopetalum, Graptoveria, Pachyphytum, Sedum, Sempervivum, Tacitus,
- 36) Aeonium

Euphorbiaceae

- 37) Stem type - no spines, no leaves: obesa, symmetrica, abdelkuri
- 38) With leaves and spines: milli, viguieri, unispina
- 39) With leaves no spines: bupleurifolia, decaryi, francoisii
- 40) No leaves, with spines: stellispina, horrida, stellata, clavigera
- 41) Medusas: inermis, esculenta, decepta, suppressa, caput-medusae

Euphorbiaceae - other

- 42) Jatropha, Monadenium, Pedilanthus

Geraniaceae

- 43) Pelargonium
- 44) Sarcocaulon

Apocynaceae

- 45) Adenium
- 46) Pachypodium

Asclepiadaceae

- 47) Fockea, Petopentia, Raphionacme
- 48) Caralluma, Hoodia, Huernia, Stapelia

Agavaceae

- 49 - 1) Agave
- 49 - 2) Agave - variegates
- 50) Beaucarnea, Calibanus, Nolina, Yucca,

Asteraceae

- 51) Senecio
- 52) Othonna

Bursaceae

- 53) Bursera
- 54) Boswellia, Commiphora

Dracaenaceae

- 55) Dracaena
- 56) Sansevieria

Didiereaceae

- 57) Alluadia
- 58) Alluadiopsis, Didiera

Moraceae

- 59) Ficus
- 60) Dorstenia

Passifloraceae

- 61) Adenia
- 62) Anacampseros, Avonia, Ceraria, Portulacaria

Bromeliaceae

- 63) Abromaitellia, Deuterocohnia, Dyckia,
- 64) Tillandsia

Pachycaul Succulents (Fat Trunks [Cucurbits])

- 65) New World: Bombax, Fouquieria, Pachychormus,
- 66) Old World: Adansonia, Chyphostemma, Sesamothamnus, Uncarina, Cussonia

Geophytes (Fat Base or Roots [Cucurbits])

- 67) New World: Ibervillea, Marah
- 68) Old World: Dioscorea, Ipomoea, Gerrardanthus
- 69) Bulbs - list species name

Anacardiaceae

- 70) Operculicarya
- 71) All other Anacardiaceae

Other Succulents

- 72) Variegates - 50% or more variegation
- 73) Monstrose and Crests
- 74) Succulent Bonsai: a succulent plant presented in a bonsai style
- 75) Seed grown by exhibitor

DIVISION 3: OTHER - CACTI &/OR SUCCULENTS

- 76) Collections: 5 - 10 plants of the same genus, separate pots
- 77) Theme Collection: different specimens with something in common - genus, form, color, pots, or other attributes
- 78) Miniatures: miniature plants (not just young) in 3" pot - inside top of pot dimension
- 79) Grafted
- 80) All Other Genera

Dish Gardens

- 81) Anything Goes: use of figurines or unusual pots. May be more than one genus &/or species - creativity is encouraged
- 82) Natural Materials Only: may be multiple genera &/or species, and then rocks, top dressing, driftwood, etc. may be added
- 83) Single Genus: 1 or more species of one genus in one pot

DIVISION 4: ARTWORK

- 84) Art: paintings, photography, drawings, etc.
- 85) Art: made w/plants, materials derived from them, frames, etc.

A & B, to divide by size, will be used if there are too many plants in one class. Brita will handle doing this if needed as plants are brought in to the show.



PCSS – Show Plant List in Alphabetical Order with Class Numbers

63 Abromaitellia	6 Echinocactus	27 Mestoklema
66 Adansonia	5 Echinocereus	42 Monadenium
61 Adenia	13 Echinopsis	3 Neobessya
45 Adenium	2 Encephalocarpus	14 Neochilenea 14 Neoporteria
35 Adromiscus	21 Epiphytic cactus	3 Neolloydia
36 Aeonium	2 Epithelantha	50 Nolina
49 Agave	14 Eriogyne	16 Notocactus (now Parodia)
57 Alluadia	3 Escobaria	2 Obregonia 70 Operculicarya
58 Alluadiopsis	37 Euphorbia abdelkuri	20 Opuntioides
28-1 Aloe species 28-2 Aloe hybrids	39 Eu. bupleurifolia	18 Oroya
27 Aloinopsis	41 Eu. caput-medusae	2 Ortegocactus
62 Anacampseros	40 Eu. clavigera	52 Othonna
16 Ancanthocalycium	39 Eu. decaryi	65 Pachychormus
1 Ariocarpus	41 Eu. decepta	35 Pachyphytum
29 Astroloba	41 Eu. esculenta	46 Pachypodium
1 Astrophytum	39 Eu. francoisii	16 Parodia
62 Avonia	40 Eu. horrida	42 Pedilanthus
2 Aztekium	41 Eu. inermis	9 Pediocactus
50 Beaucarnea	38 Eu. milli & viguieri & unispina	43 Pelargonium
10 Blossfeldia	37 Eu. obesa	2 Pelecypora
65 Bombax	40 Eu. stellata	47 Petopentia
18 Borzicactus	40 Eu. stellispina	26 Pleiospilos
54 Boswellia	41 Eu. suppressa	62 Portulacaria
11 Buiningia	37 Eu. symmetrica	14 Pyrrhocactus
69 Bulbs - list species name	26 Faucaria	47 Raphionacme
53 Bursera	6 Ferocactus	17 Rebutia 21 Rhipsalis
23 Cacti - Crests and Monstrose	59 Ficus	56 Sansevieria
24 Cacti - Seed grown by Exhibitor	47 Fockea	44 Sarcocaulon
22 Cacti - Variegates - 50% or more	65 Fouquieria	9 Sclerocactus
50 Calibanus	10 Frailia	35 Sedum 35 Sempervivum
48 Caralluma	29 Gasteria 68 Gerrardanthus	51 Senecio
62 Ceraria	35 Graptoveria 35 Graptopetalum	66 Sesamothamnus
19 Ceroids	4 Gymnocactus	48 Stapelia
66 Chyphostemma	15 Gymnocalycium	4 Stenocactus
19 Columnar Cactus	6 Hamatocactus	2 Strombocactus
54 Commiphora	30 Haworthia	18 Submatucana
25 Conophytum	48 Hoodia	72 Succ. - Bonsai
12 Copiapoa	14 Horridocactus	71 Succ. - Monstrose and Crests
3 Coryphantha	48 Huernia	73 Succ. - Seed grown by exhibitor
31 Cotyledon	67 Ibervillea	70 Succ. - Variegates - 50% or more
32 Crassula	68 Ipomoea	17 Sulcorebutia
66 Cussonia	42 Jatropha	35 Tacitus
58 Didiera	32 - Kalanchoe	9 Thelocactus
26 Dinteranthus	3 Leuchtenbergia	64 Tillandsia
68 Dioscorea	25 Lithops	26 Titanopsis
11 Discocactus	13 Lobivia	27 Trichodiadema
60 Dorstenia	7 Mammillaria - hooked spines	4 Turbinocarpus
55 Dracaena	8 Mammillaria - straight spines	31 Tylecodon
33 Dudleya	67 Marah	10 Ubelmannia
63 Dyckia	18 Matucana	66 Uncarina
34 Echeveria	11 Melocactus	17 Weingartia 50 Yucca p. 7

OCTOBER SHOW AND SALE REFRESHMENTS

Saturday, October 26th - please bring to the garden by 11:00am

Name	Type of Dish
1. PCSS	Juices
2. PCSS	Misc. Chips and Salsa
3. Sandy Wetzels-Smith	Bagels
4. Moni Waiblinger	Dip & Chips
5. Teri Shusterman	Appetizer
6. Peter Walkowiak	Chili – meat & veggie
7. Francis Granger	Baked beans
8. Jean O’Daniel	Fruit Salad
9. Pam Dunlap	Sandwiches
10. Anna Devine	Salad
11. Neila Rybicki	Tortilla Roll-ups
12. Don Nelson	Banana Bread
13. Linda Schmalfeldt	Something good!
14. Richard Miller	Salad
15. Julie Kort	Dessert
16. Winston Chan	?
17. Heather Chan	?



Sunday, October 27th - please bring to the garden by 11:00am

Name	Type of Dish
1. Kevin Smith	Chicken Wings
2. Peter Walkowiak	Chili – meat & veggie
3. Annie Morgan	Pecan Pie
4.	
5.	
6.	



4, 5, 6 . . . – We’re short of food OVERALL for Sunday! Your Name Here! Contact Brita.

Food is for those showing, vendors, volunteers, and members who bring food.

MEMBERS, IF YOU PLAN TO EAT EITHER DAY PLEASE BRING A DISH!

Vendors and some volunteers can’t leave all-day Saturday and/or Sunday, so we need lots of food to keep everyone happy. Thank you for your contributions!

➤ **Make sure to label your dishes and utensils.**

SHOW & SALE VOLUNTEERS NEEDED

~ **Saturday** – kitchen, security

~ **Sunday** – kitchen, security, boxers, other jobs

Contact Brita at eventcoordinator@palomarcactus.org

BRAG TABLE WINNERS

1 st	Tammy Harmon	Echinocereus rigidissimus v. rubrispinus	#1
2 nd	Monica Mosack	Opuntia sp.	#2

Intermediate Cactus

1 st	Nelia Rybicki	Mammillaria decipiens	#3
2 nd	Nelia Rybicki	Gymnocalycium	
3 rd	Kevin Smith	Gymnocalycium baldianum	#4

Advanced Cactus

1 st	Russel Ray	Echinopsis formosa	#5
2 nd	Russel Ray	Ferocactus stainesii var. pilosus	#6
3 rd	Robert Kopfstein	Cleistocactus Strausii	#7
3 rd	Russel Ray	Ferocactus hamatacanthus	

Novice Succulent

1 st	Monica Mosack	Sedum nussbaumerianum	#8
2 nd	Marlene Walder	Haworthia	#9
3 rd	Monica Mosack	Echeveria sp.	

Intermediate Succulent

1 st	Nelia Rybicki	Pachypodium brevicaulis, grafted	#10
2 nd	Moni Waiblinger	Euphorbia bupleurifolia	#11
3 rd	Moni Waiblinger	Euphorbia milli, variegated	#12

Advanced Succulent

1 st	Russel Ray	Aloe 'Silver Fox'	#13
2 nd	Robert Kopfstein	Scilla pauciflora	#14
3 rd	John Barkley	Dioscorea sylvatica	#15

Dish Garden - Novice




1 st	Monica Mosack	Echeveria & Senecio	#16
2 nd	Chris Barkley	Mixed Succulents	#17
3 rd	Liz Rozycki	Sedum & Echeveria	#18

Dish Garden - Intermediate

1 st	Libbi Salvo	Assorted w/figurines	#19
-----------------	-------------	----------------------	-----

Dish Garden - Advanced

1 st	Lorie Johansen	Graptoveria 'Opalina' (Echeveria colorata x Graptopetalum amethystinum)	#20
-----------------	----------------	---	-----



Coffee in the Garden

Saturday, November 16th ~ 10am - 1pm

We will have a Coffee in the Garden at the Palomar College Cactus and Succulent Garden. Our club started this garden in 1962 and managed it until 2011. You won't want to miss seeing the continued improvement that PCSS member Keven Smith has made in keeping the garden in tip top shape and adding new plants.

The paths are much improved, but still a little rough.
There is one slight hill.

~ We will also have chairs for those who need a sitting break.

Directions: The Garden is located at 1140 W Mission Road on then the Palomar College campus.
~ From Mission Ave. turn into Comet Circle & park free in student parking lot #3, on the right as you enter Comet Circle.



Succulent Eye Candy



Taken at the 2019 Inter City Show. Photo by Annie Morgan.

Palomar Cactus & Succulent Society
The North San Diego County C & S Club!

MEMBERSHIP FORM

Click here or go to: palomarcactus.org/membership/ for a form.

PALOMAR CACTUS & SUCCULENT SOCIETY

BOARD OF DIRECTORS

Brita Miller – President, Show Chair, Event Coordinator
• president@palomarcactus.org

OPEN – Vice-President – Contact Brita Miller for information.

John Barkley – Treasurer

Moni Wailblinger – Secretary

Peter Walkowiak – Member at Large, Plant Expert
hciservices@gmail.com

Lorie Johansen – Member at Large, Guest & New Member Ambassador, Plant of the Month Articles

David Buffington – Member at Large, Brag Points

• • • • •

OTHER VOLUNTEERS

Annie Morgan - Program Chair, Website, Newsletter Editor
(paid position), info@palomarcactus.org

Richard Miller – Membership - Membership@palomarcactus.org

Dennis Miller - Cash Register at Monthly Meetings

Sandy Wetzel-Smith & Bruce Barry - Refreshments

Barbara Raab & Tammy Harmon - Co-Librarians

Kevin Smith - Brag Table

Francis Granger – Exchange Table, Guest & New Member Ambassador

Brian Magone - Exchange Table

Chet Reed - Brag Plant Photographer

Russel Ray - Event Photographer, Website, AV

Nell McChesney - Name Tag Drawing Plants

Libbi Salvo - Monthly Meeting Set-up

2019 MEETING SCHEDULE

Speakers & Topics & Plants of the Month

November 23rd - - Woody Minnich – “20 years in the Atacama Desert”
Variegates - Cactus &/or Succulent

December 21st - 3rd Saturday – HOLIDAY PARTY & GIFT PLANTS FOR YOU!